

Beautiful KITCHENS

INSPIRATION FOR THE HEART OF YOUR HOME

- * PLANNING
- * TRENDS
- * SHOPPING
- * ADVICE

NOVEMBER 2011 £3.99

DESIGN & PLANNING EXTRA

YOUR COMPLETE GUIDE TO BUYING A KITCHEN

* SET A BUDGET * CHOOSE YOUR UNITS * FIND YOUR DESIGNER



INSPIRATION FOR Modern SCHEMES

31 Stunning mix
& match designs

**GET DESIGNER
STYLE FOR LESS**

'Our ex-display units
were under half price'

**HOT
IDEAS**

**HOW TO
HEAT YOUR
KITCHEN**

EDITED CHOICE
**WE PICK
THE BEST...**

VERSATILE SINKS
SLOW COOKERS
GRANITE WORKTOPS
WOOD FLOORS
FRIDGE FREEZERS

RECALL 2/11/11



US\$8.99
AUS\$10.75
NZ\$13.25





CLIVE CHRISTIAN

FURNITURE FOR LUXURY HOMES OF THE WORLD • CLIVE.COM

Design +
Kitchens +
Living

Roundhouse



West End	020 7297 6220
Fulham	020 7736 7362
Islington	020 7704 8260
Notting Hill	020 7229 2123
Richmond	020 8744 9993
Cheltenham	01242 521 900
Guildford	01483 573 584

New Brochure

www.roundhousedesign.com

Made in Britain, Built to Last



November 2011 Contents

Real-life kitchens

- | | |
|-------------------------------------------------------------------------------------------------------------------------------------------------------------------------------------------------------------------------------------------------------------------------------------------------------------------------------------------------------------------------------------------------------------------------------------------------------------------|-------------------------------------------------------------------------------------------------------------------------------------------------------------------------------------------------------------------------------------------------------------------------------------------------------------------------------------------------------------------------------------------------------------------------------------------------------------------------------------------|
| <p>30 COVER STAR
Lacquer and wood
Sleek white units with warm walnut-veneer accents</p> <p>38 Painted and walnut
A mix of timber and hand-painted tulipwood cabinetry</p> <p>44 Bright budget
Hot pink and fresh white</p> <p>68 Parapan and olive ash
Bookmatched natural grain with glossy units give the wow factor</p> <p>75 Budget refresh
Bespoke plywood doors transform this tired kitchen</p> | <p>80 Glossy veneer
Ebony macassar and hi-gloss white create a striking contrast</p> <p>112 Wood and Shaker
A bold blue island and walnut touches make a statement</p> <p>118 Ex-display project
A quality kitchen that was bought for a bargain price</p> <p>124 Cherrywood red
Bright red works well with rich wood and a curved island</p> <p>130 Traditional style
Country-style details for one family's listed farmhouse</p> |
|-------------------------------------------------------------------------------------------------------------------------------------------------------------------------------------------------------------------------------------------------------------------------------------------------------------------------------------------------------------------------------------------------------------------------------------------------------------------|-------------------------------------------------------------------------------------------------------------------------------------------------------------------------------------------------------------------------------------------------------------------------------------------------------------------------------------------------------------------------------------------------------------------------------------------------------------------------------------------|

Planning – in focus

- | | |
|---------------------------------------------------------------------------------------|----------------------------------------------------------------------------------------------|
| <p>49 Beginner's guide
From researching to planning, buying to fitting</p> | <p>90 Heating
A look at the options for keeping your kitchen warm this winter</p> |
|---------------------------------------------------------------------------------------|----------------------------------------------------------------------------------------------|

Expert advice

- | | |
|----------------------------------------------------------------------------------------------------------------------------------------------------------------------------------------------------------|------------------------------------------------------------------------------------------------------------------------------------------------------------------------------------------|
| <p>24 Ask the experts
Your kitchen and design queries answered by specialists</p> <p>134 Choosing a granite worktop
Granite comes in all sorts of finishes – glossy grey, gold</p> | <p>speckled, or even leather look. We help you find the right one to fit your budget</p> <p>138 How to choose wood flooring
A simple guide to getting your flooring right</p> |
|----------------------------------------------------------------------------------------------------------------------------------------------------------------------------------------------------------|------------------------------------------------------------------------------------------------------------------------------------------------------------------------------------------|

ON THE COVER

49 Planning special Your guide to creating your ideal scheme



106 Mix & match How to combine different colours and finishes

118 Bag a bargain The benefits of an ex-display kitchen

90 Heating Make sure your room stays warm and cosy this winter



44

80



90



134



75

61



58



88



98

Style ideas

- 98 Mono magic**
Black and white is a key trend this season, so why not give your kitchen a two-tone makeover? From fabric to furniture, we've got it covered

Kitchen galleries

- 61 Ideas for island kitchens**
Be inspired by our gallery of schemes featuring island designs of every shape and size
- 106 Where to buy colourful kitchens**
Mix and match colours and finishes for a vibrant look

Buyer's guides

- 58 Fridge freezers**
Choose a model that's right for you, whatever your budget
- 86 Slow cookers**
The must-have gadget for warming winter meals
- 88 Bold wallpaper**
Ten designs with a difference
- 104 Versatile sinks**
Choose one of these handy models with a chopping board, drainer or colander

Shopping

- 10 Our favourites**
Go bold and bright in the kitchen with these ultra-colourful accessories
- 154 Finishing touches**
Treat yourself to the latest in cutting-edge design with our choice of cutlery

Regulars

- 14 News**
Our round-up of the latest appliances, showrooms and top trends, including retro-style lighting, a new American Oak kitchen from Cesar, plus the chance to win a pop-up TV
- 140 Beautiful Kitchens online**
Follow the team as we blog about all things kitchen, from appliances to accessories
- 142 Stockists**
All the contact details you need from this issue

WANT MORE KITCHEN INSPIRATION? GET BACK ISSUES FROM OUR ARCHIVE



OCTOBER 2011

- **Open-plan living**
Planning solutions, expert advice and stunning designs
- **Splashback options** Our comprehensive guide to making the right choice
- **Handleless designs** We pick the best of the bunch
- **Modern range cookers**

SEPTEMBER 2011

- **Freestanding kitchens**
Create a relaxed feel with individual pieces
- **Decorating with blue**
How to use this fresh shade
- **Appliance special**
Everything you need to know in our 8-page guide
- **Extractor hoods**

JULY/AUGUST 2011

- **Compact kitchens**
Clever solutions for making the most of your space
- **Flooring choices**
Pick the right one for you with our handy guide
- **Decorating with florals**
Brighten up your scheme
- **Essential guide to ovens**

JUNE 2011

- **Indoor/outdoor living**
Let the light into your home with a conservatory
- **Accessorising with grey**
Furnish your kitchen with this versatile colour
- **Worktop special** Your essential 9-page guide
- **Filter and hot water taps**

To order, call our back issues department on 01733 385170



MARTIN MOORE & COMPANY

martinmoore.com | 0845 180 0015

Surrey

Yorkshire

Buckinghamshire

Cheshire

London



Unique in design and detail.

Metris contemporary kitchens are designed to enrich any home, period or modern. The award-winning* collection can be adapted in design and finish to create *your* Metris kitchen.

Find your nearest specialist retailer at www.metriskitchens.co.uk

Metris®

*Metris was named 'Best Kitchen' at the Grand Designs Awards 2010

Welcome

Traditionally a busy time in the kitchen calendar, it's now that people remember last year's Christmas disasters and start planning!



What made you decide to buy a new kitchen? There are generally two or three drivers – moving to a new home where the kitchen isn't to your liking, one too many appliances break down or the old kitchen starts to look very dated or falls apart. Often, it's at Christmas that two of these three things happen and that's when people start to dream about a kitchen where the appliances are big enough (and work well enough) to cater for large parties, and where the cabinetry doesn't leave you feeling ashamed when you invite people to your home. Of course, as soon as New Year comes around there are those who just can't wait to ring the changes. However, for some it's just

the start of a long process that involves much careful budgeting and planning.

If you're dreaming of a new kitchen for Christmas, then you should start making decisions now, as a bespoke design will need

most difficult choices is the look of your new kitchen, so we've got lots of inspiration, from our real-life case studies to galleries filled with mix-and-match cabinetry and ideas for island layouts. There's something for everyone –

lovers of traditional designs will adore the country feel of the Swaits' kitchen with a family-sized Aga at its heart (p130), while modern fans will be inspired by the stunning mix of warm wood and hi-gloss white in the Cookes' home (p30).

If you're not planning for this Christmas but next then

what better gift to yourself than a subscription to *Beautiful Kitchens*? Our latest offer gives you a fabulous 36 per cent discount off the newsstand price and it's delivered direct to your door. Plus it makes a great gift, too. Enjoy!

*'Did you know that if you want your new kitchen **FITTED FOR CHRISTMAS** you should be **ORDERING IT NOW** to be sure it is finished in time for the **FESTIVITIES**'*

to be ordered well in advance to ensure it's fitted in time. To help you on your way, we've an eight-page design and planning guide (p49) to talk you through the processes to ensure it's as painless as possible. One of the

Ysanne

EDITOR, BEAUTIFUL KITCHENS

THIS MONTH DON'T MISS



SHOPPING Check out our selection of bold and beautiful kitchen kit



SPECIAL Make sure your kitchen is warm and toasty this winter by using our comprehensive heating guide



SUBSCRIBE TODAY... and get *Beautiful Kitchens* for just £7.49 every three months



FAMILY KITCHEN The Rothwells created a perfect family kitchen by opening up their kitchen to glorious views at the back

We love these Koziol cocktail sticks on a stand – they're just too pretty to hide away. £18, John Lewis



Jazz up your breakfast with a funky coloured toaster from Dualit. This Chilli Pink two-slice version costs £142 at Heal's



You can never have too many mixing bowls. This set of four costs £6 from Sainsbury's



Mellow out with this yellow spoon tea towel, priced at £8.25 from the Jme collection, Jamie at Home

OUR favourite THINGS

Add a dash of colour to the kitchen with vibrant gadgets and accessories



Keep everything in order with Paperchase's A4 Utensils recipe binder. Priced at £10



Be brave with colour by choosing the Boutique range cooker from Stoves. Shown in Floral Burst, one of 12 shades, this 100cm dual-fuel model features seven gas burners, three ovens and a grill. From £2,200



Add some zesty cutlery for an instant kitchen-table revamp. This 16-piece set from Bhs costs £10



Funky and modern, Bodum's Bistro butter dish has a cooling element – simply chill it in the freezer and then slide into the tray to keep the butter cool while on the table. It costs £16.50 and comes in six colours



Pick matching gadgets for a coordinated look. Kenwood's kMix range of small appliances comes in magenta, blue, orange, green and yellow. This kettle costs £49.99

CHALON



finest quality handmade kitchens




FREE BROCHURE AND DVD - VISIT YOUR NEAREST SHOWROOM, CALL OR GO ONLINE

London 020 73510008 • Hambridge 01458 254600 • Harrogate 01423 523182 • Edinburgh 0131 5572909
St Albans 01727 868790 • Tunbridge Wells 01892 530337 • Knutsford 01565 745878

WWW.CHALON.COM

Not all **top chefs** use Gaggenau at home yet.



A fact that kept us busy.



Uncompromisingly professional. The new **200 series ovens**.

If you want to satisfy the world's greatest chefs, you have to perform to the very highest standards. That's why we keep researching and experimenting with new ways to improve our ovens until our customers are completely satisfied. The new 200 series ovens bring the most modern professional technology into domestic kitchens as no ovens have before. And they set new standards in steam-baking with their innovative technology. Countless international chefs who have been awarded three Michelin stars are already convinced – they don't just use the range at home, but also in their restaurants. We take that as a compliment. **The difference is Gaggenau.**

For more information and a list of partners, please telephone 0844 892 9026 or visit: www.gaggenau.com. Alternatively, visit our showroom at: 40 Wigmore Street, London, W1U 2RX.

GAGGENAU



SPANISH STYLE

London interior design company Intervari has just started selling high-end kitchens from Mobalco in Spain, one of which is the environmentally friendly Organica design, shown. Featuring a water purifier, recycling bins and a bread maker as standard, the kitchen is made from recyclable materials. All of Mobalco's UK kitchens come with electrical plug sockets, a vacuum packer and food mixer. Intervari is at 16a Wigmore Street, London W1



The LATEST...

KITCHENS

BEST OF BOTH WORLDS

If you've got the money to splash out on a new kitchen, but you can't decide between a modern or traditional look, then SieMatic's SE2002, shown here in Magnolia White, could be for you. A mix of classic, freestanding furniture with modern fixtures and fittings, the SE2002 includes tall cabinets for storage and appliances, creating a traditional larder feel, and an island prep arrangement that provides all the modern comforts you'll need. Prices start from £20,000



ONE OF A KIND

While range cookers are popular, their size can make them more of a focus in the kitchen than the cabinetry. However, appliance manufacturer Steel has the answer with its new collection of complementary in-line furniture. Built to your specification, the cabinetry for both islands and wall units is available in 10 colours to match to your range cooker, extractor and cold appliances. The Ascot range, shown, has a triple-bowl sink and double-door base unit, plus a food prep area with a double-door unit, both £1,939

FEATURE DEBORAH OSBORNE-WALKER



MIXING IT UP

The latest trend in kitchen design is the fusion of traditional style with contemporary looks. Kalea by Cesar, available at NGI Design, is a great example. The striking American Oak has a textured finish, with open storage, island living and integrated appliances all bringing this scheme bang up-to-date. Kalea is available in 10 different laminate finishes and 16 shades. Expect to pay from £20,000



STONE LOOK

If you like the look of stone in a kitchen, you'll love Alno's Stoneglas cabinetry design. Using digital technology to apply a stone pattern onto the reverse of a hi-gloss glass door, the Stoneglas finish is easy to clean as the cabinetry is smooth. The Alno Stoneglas range starts from £20,000

Try before you buy

Appliance showroom Nailsea Electrical has just opened at 102 Gloucester Road, Bristol BS7 8BN, and has 300 built-in appliances for you to test before you buy. Brands include Neff, Bosch and Siemens, and range from steam ovens to induction hobs. There are also 1,000 freestanding appliances available to purchase and take away with you on the day



White glamour

Deciding on cabinetry in the autumn, as the nights draw in, can make you feel uninspired, but this new design from Lakes Kitchens will leave your room feeling bright and beautiful. The in-frame effect Vanilla Traditional cabinetry is crafted from a single panel, and fully wrapped in a subtle cream vinyl to make it durable and hardwearing. £1,219 for a seven-unit, L-shape kitchen



'Customers at Nailsea Electrical can not only view appliances and get expert advice on which one fits their needs, but they'll also get to try out different models before they make a decision'

PETER GILKS, OWNER, NAILSEA ELECTRICAL

WIN! WIN! WIN!

A POP-UP TV FROM S-BOX, WORTH £699

Watch TV in your kitchen then hide it away with this ingenious pop-up TV Box. The 19-inch HD-ready, LED TV comes with Freeview and an integrated DVD player, is simple to use and easy to install. Its counter-balance system allows it to pop up out of your kitchen worktop, at the touch of a finger, and then to be pushed back down. We have one TV Box to give away – enter at housetohome.co.uk/competitions, where you'll also find IPC's terms and conditions

SEEING RED

Alexander & Pearl's new Flourish collection of lights has a gorgeous retro feel to it and is eco-friendly, too. Available as a pendant, floor lamp or table lamp, the shade is made from stainless steel, Polyethylene, PMMA and ABS plastic, in red, black or silver, and it costs from £375



ACCESSORIES

ON THE BLOCK

Keep all your knives in one safe place with this double-sided magnetic knife block.

Crafted from bamboo, the block takes up very little space on your worktop and you'll always have the knife you want to hand.

It can hold up to eight knives and costs £32.50 from Chef's Knife Store



Made in
Britain

Best of British

We know that buying British products supports our local businesses, but sometimes it's hard to tell where a product has been manufactured. With that in mind, appliance brand Stoves has spearheaded a campaign to launch a 'Made in Britain' marque to be displayed on all British-manufactured products, from August. So be sure to look out for the symbol, shown, and be safe in the knowledge that you're doing your bit for the UK



DINE IN STYLE

Looking for dining room furniture with sleek elegance? Juliette Interiors' latest Diva collection includes this beautiful Marco Polo dining room table, finished in white lacquer, and chairs with white satin, two-tone striped upholstery. The table measures L208 x W104cm and costs £5,700, while the chairs are £776 each. Other colours and fabrics are available and other sizes can be made to order for a bespoke look of understated glamour

COOKING UP A STORM

If you're after some pans that are stylish and hard-wearing, why not try Green Pan's Michel Roux collection? Named after the first chef to earn three Michelin stars for a UK restaurant, the range has 11 pots, all with a Thermolon coating, making them eco-friendly and non-stick. Boasting a lifespan that's up to eight times longer than other non-stick pans, they're also suitable for induction hobs. Shown is the 16cm saucepan, £65, the 24cm casserole pan, £95, and the 24cm frying pan, £70



A TASTE OF DUTCH DESIGN



Keller is the leading manufacturer of modern quality kitchens in the Netherlands. No wonder the Keller-brand crosses borders and conquers the world. With the Black Label programme for instance. The ultimate expression of Dutch Design. Beautiful handleless kitchens full of innovative technology and craftsmanship. Designed by the most well-reputed industrial designers. Visit one of our selected dealers listed below.

DUTCH DESIGN BY KELLER

AVON S&W Design Kitchens Ltd., Bristol	01225-874266	HEREFORDSHIRE Westdown Kitchen Centre, Hereford	01432-263733	WALES Keller Design Centre, Cardiff Living Kitchens, Cwmbran	02920-694016 01633-877550
BUCKINGHAMSHIRE Acorn Kitchens, Milton Keynes	01908-511888	LANCASHIRE Kirk & Ward, Chorley Keller Design Centre, Lytham	01257-279745 01253-730913	WARWICKSHIRE Bespoke Kitchens & Bathrooms, Warwick	01926-409006
CHESHIRE Keller Design Centre, Altrincham Keller Design Centre, Bramhall Byle's of Hyde Ltd., Hyde Wining Kitchen Centre Ltd., Northwich	0161-9627261 0161-4396665 0161-3687227 01606-75861	LEICESTERSHIRE Coleroberts Ltd., Loughborough	01509-231310	WEST MIDLANDS Barras Home Improvements, Coventry Kitchen & Bedroom Technique Ltd., Wolverhampton	024-76651900 01902-714557
CUMBRIA Mike Hughes, Barrow-in-Furness	01229-871122	MIDDLESEX Planen, Brentford Light and Water, Harrow	0208-5687320 020-32100077	WEST SUSSEX Freestyle Kitchens, Chichester Freestyle Kitchens, Worthing	01243-776000 01903-215550
ESSEX Pearl Interiors, Colchester	01206-766601	NORTH YORKSHIRE Merritt & Fryers Ltd., Skipton	01756-792485	WORCESTERSHIRE Keller Design Centre, Malvern	01684-567888
DORSET Keller Design Centre, Dorchester	01305-761700	NOTTINGHAMSHIRE DFM Ltd., Nottingham	0115-9866868		
GLOUCESTERSHIRE Dajon Interiors, Gloucester	01452-332336	SCOTLAND Farrell Kitchens, Edinburgh	0131-6575116		
GREATER LONDON London Kitchen Shop, London Ashlar Mason, London	020-77939091 0208-4509984	SHROPSHIRE Newport Kitchens, Newport	01952-812712		
HAMPSHIRE Daden Interiors, Fleet	01252-624555	SURREY London Kitchen Shop, Surbiton	020-83913699		

WWW.KELLERKITCHENS.COM

keller
k i t c h e n s

All the ingredients for a beautiful kitchen.

Introducing the Classic Collection. These lovingly handcrafted, bespoke kitchens are just some of the beautifully designed kitchens available at John Lewis. We also offer the latest high-tech appliances and provide everything from inspiration to

installation, flooring to lighting, furniture to finishing touches. Plus, our kitchen planners will help you make the most of your budget. So, if you're looking for your perfect kitchen, visit one of our shops or search for 'fitted kitchens' at johnlewis.com



Windsor Painted Charcoal and Painted Barley, Classic Collection.

Never Knowingly Undersold
on quality | on price | on service

John Lewis
in store | online | mobile

Our commitment to value means that we match the prices of high street competitors (this excludes online-only or mail order businesses). Service conditions must be comparable. See our 'Never Knowingly Undersold' leaflet in our shops or online for details.

Find more issues at
magazinesdownload.com

DOMINO DESIGN

Open-plan entertaining is not a new concept, but with Caple's new collection of domino hobs, you'll be dying to show off your culinary skills to your friends. The induction wok hob, £1,198, is great when you need to rustle something up in a hurry and has nine power levels, as well as a child lock. The Tepan grill, which costs £1,106, is perfect for cooking Oriental cuisine and has an elegant stainless-steel hotplate and a useful residual heat indicator. For a traditional hob look, position both appliances next to each other and create a hotplate cooking station



'Eating in is fast becoming the new eating out and you can impress guests by integrating an induction wok and tepan grill into an island unit'

DANNY LAY, SALES DIRECTOR, CAPLE

FAST FACT
"The thing buyers insist on in a new kitchen, other than a cooker, is a dishwasher. Yet, it's the appliance we believe is most likely to under perform"

APPLIANCES



BACK TO THE FUTURE

Whirlpool's latest cooker hood offering is a futuristic extractor with a flat-screen design. The 'Glamour White', approx £1,275, has a 41dB noise level and 773m³/hr max extraction rate, with LED lights and four speed settings. 'There's been a demand for appliances with striking features,' says Juliana Yumi Sado from Whirlpool. 'The Glamour White's unique design really makes a statement'



SMALL BUT BEAUTIFULLY FORMED

Famous for its grand range cookers, Lacanche by Fourneaux de France has just launched two 90cm models for those wanting a taste of the good life but on a smaller scale and budget. The traditional Beaune, shown, in Cream, has the main oven on the right, while the Bussy, in contemporary Anthracite, is a mirror image with the main oven on the left. They have six burners and a warming drawer and are both available in 20 enamel colours. Approx £3,500 each

Home & dry

One washing machine is rather like any other – not so the AEG L98699FL from its ProTex range. It has two steam settings: an anti-crease and a refresh programme that are even suitable for any dry clean-only clothing. The anti-crease setting removes the majority of creases from your garments, while the refresh cycle gives your clothes a crisp, fresher smell. It costs approx £849



* LINDSEY TAYLOR, VILEDA

Keep it clean

This beautiful new range of oilcloths from John Lewis will not only help to keep your tabletop pretty, but are also great if you have animals or children with muddy paws or hands. We love the Blue Tiles (left), £14lin m, Multi Amelie design (centre), £14lin m, and Pink Beanie Spot (right), £16lin m



SHADES OF HISTORY

Little Greene has teamed up with English Heritage to launch a second range of paint shades. Following the success of Colours of England, Retrospectives is a collection of 32 hues that bring back nostalgic moments from the 1960s and 1970s. Shown: Lemon Mivvi (walls), £27.50 per 2.5l; Cupboard Green, Spearmint and Milk Thistle (units), £37.50 per 2.5l. Little Greene will make a donation to English Heritage for every tin sold



SURFACES



'Using black and white together will always be popular – it is eye-catching and timeless'

KATY BLACK, PRODUCT MANAGER, CP GROUP



ON FORM

Bushboard has relaunched its Encore solid surface range with a white acrylic sink. It can be installed in up to 14 different worktop designs and prices start from as little as £178lin m

Taking in the view

For glass splashback tiles with a difference, CP Group's Impact range now has a monochrome design called Cityscape. Perfect for accessorising a city-centre kitchen, these stylish tiles are available in Black and White, and Liquorice Etch. Prices from £10 for a H10 x L30cm tile



GET THE LOOK FOR LESS

For stone floor tiles on a budget, take a peek at Tarkett's new Aurice Carbon Stones Collection. It has the look and texture of a pricey floor, but at just £20sq m, this hard-wearing vinyl will fool anybody. Great for family homes, as it's easy to clean and install

HARVEY JONES KITCHENS



20% OFF
all furniture in October*

We have been handcrafting kitchens from our Cambridgeshire workshop for more than thirty years.

All of our kitchens are designed and made to order, unique to the needs of their owners. Our philosophy is to offer premium-quality, durable cabinetry combined with the best in thoughtful design and service. Visit one of our beautiful showrooms now, or call for more information.

www.harveyjones.com




Call for your free brochure:
0800 032 6495

Brentwood showroom now open!

BATH BATTERSEA BRISTOL CAMBRIDGE EDINBURGH FULHAM GUILDFORD HAMPSTEAD HARROGATE HOVE ISLINGTON
LEAMINGTON SPA MARLOW OXFORD EAST SHEEN ST.ALBANS TUNBRIDGE WELLS WILMSLOW WINCHESTER WORCESTER

*Terms and conditions apply. See website or instore for details.



“ I ALWAYS LOVED THE
ROSEMARY FOCACCIA
FROM MY LOCAL DELI.”

“ NOW I LOVE IT FROM
MY NEW AQUAASSIST
OVEN.”

Preparing your own special recipes has never been easier, thanks to our latest technological innovation. **AquaAssist** introduces moisture into the oven, to create the ideal cooking environment for all kinds of different dishes, such as homemade bread that any baker would be proud of. Because the humidity settings are adjustable, all of your favourite foods will be cooked perfectly – with rich colour and intense flavour. Dishes like roast pork will be succulent on the inside without compromising the crackling. While accompaniments such as Mediterranean vegetables will emerge vibrant and fresh. For more information on how **AquaAssist** can elevate your cooking, and for the recipe for our rosemary focaccia visit neff.co.uk or for a free brochure call 0844 892 9033.



Ask the EXPERTS

Meet our team of professionals on hand to answer your kitchen queries, from appliances to layouts to worktops


THE PANEL



ZOE BREWER,
Interior
designer
and creative
director at
My Interior
Stylist



**YSANNE
BROOKS**
Editor,
*Beautiful
Kitchens*



**VINCE
PRESCOTT**
Designer at
Harvey Jones



VIC SINCLAIR
Appliance
buyer at
John Lewis



**KATHERINE
SORRELL**
Design writer
and author



**ROB
WHITAKER**
Creative
director,
Fired Earth

Q OLD-STYLE TILES
I noticed a kitchen featured in *Beautiful Kitchens* (September, p12) that had a splashback made from vintage-style brick tiles, but it didn't say where they came from. Is there somewhere I can buy similar ones?


BRONWEN REES, Cardiff

Brick-shaped tiles are the little black dress of the tile world – they look good with everything and never go out of fashion. They're not flashy, just functional and unpretentious in a roll-your-sleeves-up-and-get-cooking kind of way.

The most classic in style are off-white ones with bevelled edges, laid in the traditional, offset or 'brick bond' pattern. Brick tiles look pretty in watery pastel colours, or they can be really striking in black or a strong red or navy.

For extra interest, you could opt for a crackle glaze rather than the usual gloss finish or create a more modern effect by choosing a flat, matt finish in grey or stone, and laying the tiles in a precise edge-to-edge fashion. As for stockists, B&Q does an 'Underground' tile in cream, white, red, black and metallic, at £19sq m, and Fired Earth has a range called 'Retro Metro', shown below, in a variety of delicious colours and finishes, at £69.70sq m.

KATHERINE SORRELL



The flooring in this kitchen is similar to the tiles used on the patio (September, p73). Giotto porcelain imitation-limestone tiles, left, from Fired Earth, are available in four formats and cost £100sq m

Q CAN I CREATE A SEAMLESS PATIO?
I'd like to use the same flooring for my kitchen as my patio, so it feels like one large space. However, I've no idea if the floor needs treating differently or what to look for.

BIANCA ROSSI, by email

Whenever you're buying tiles, it's important to check that they're suitable for the use you have in mind. Perhaps surprisingly – given its origins – stone flooring often isn't recommended for outdoor use. The main reason for this is the damage that frost can cause to it. However, there are stone tiles that can be used outside, such as Cathedral Limestone, a beautiful stone with softly tumbled edges from the Fired Earth range.

You'll need to seal stone tiles correctly, and re-seal them on a regular basis to protect them from staining – it's also a good idea to seal grout. For the best results, I'd recommend having tiles professionally installed.

Unless you're really set on having a stone floor, a porcelain replica stone is worth considering. For example, Fired Earth's Giotto porcelain, shown above, is a fantastic imitation limestone and it's high-fired and extremely dense, making it frost-proof and suitable for use outside. It also won't require sealing, so it will be particularly easy to install and maintain.

Depending on the look you'd like to achieve, quarry tiles are another possibility. These are incredibly robust, and they'd be ideal for a more traditional setting.

ROB WHITAKER

PHOTOGRAPHY JAMES UNDERTON

Q FITTING A HATCH

We want to include a hatch in our new kitchen, and thought we could knock through above the base units into the front room. However, we're not really sure how to go about it and how much storage space we would lose. It's not a huge room (approx 2.6 x 2.7m), so we want to make the best use of the space without it looking too cluttered.

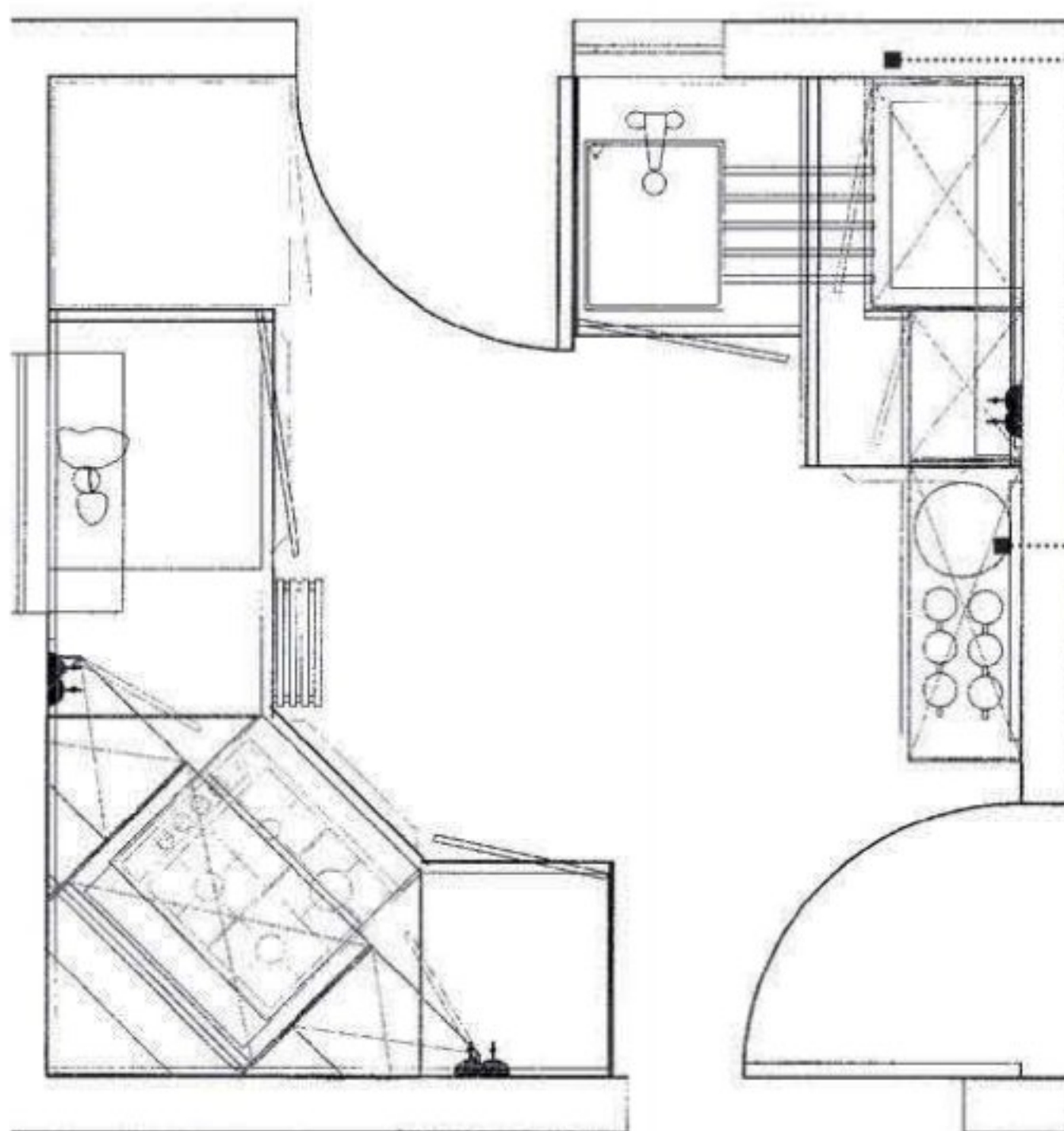
BARNEY HARSENT, by email

In a kitchen where space is rather limited, often there is a clash between aesthetics and function, but a successful scheme is all about achieving the correct balance. One solution would be to locate the hob and oven in a corner at an angle. This will provide a generous stretch of worktop space between the sink and cooking zones, and also allow you to include a service hatch.

Incorporating a low-level shelf and feature recess near the hob will provide additional storage room for regularly used items, while a dresser-style unit with a worktop-mounted cupboard and shelf next to it will create the feel of space. It's also worth choosing integrated appliances to help the room feel less cluttered.

Colour choice makes a big difference in a smaller room – glossy granite and glass splashbacks will help reflect light, while a light neutral or pastel colour on the walls, offset against white hand-painted cabinetry, will make the room feel fresh and inviting.

VINCE PRESCOTT



INTEGRATED APPLIANCES

Hiding dishwashers and washing machines behind cabinet doors ensures that this compact room appears more spacious

DRESSER-STYLE UNIT

A capacious worktop-mounted cupboard with base units below forms a stylish bank of storage that resembles a dresser, while also concealing the unsightly boiler



REDUCED-DEPTH CABINETS

Angled cupboards above the hob make the most of the space without compromising on essential storage



Add colour with one of these vibrant Cucu clocks, from £100, Design 55



The Arne Jacobsen Series 7 chair, £392, Utility, will add an iconic touch to a dining table



Inject colour with these wall stickers, £34.95 from Scandi Living



Ornamental birds sit chirping in this poster, £18.95 from Hus & Hem



Ikea's Abstrakt kitchen provides the perfect basis for a Scandinavian-inspired scheme. Doors start at £23

Q SCANDINAVIAN CHIC
How can I create a Scandinavian feel in my kitchen-diner? I love clean lines and an airy feel but there are so many materials and accessories to choose from, I don't know where to start.

CLAIRE MASON, Plymouth

With its calm, uncluttered look, Scandinavian design lends itself well to a kitchen-diner. Typically this style is light and simple, with only a few pops of colour here and there, and a mix of classic and modern designs.

White is the perfect base for your walls, worktops and units,

so for cabinetry, try the white hi-gloss Abstrakt units from Ikea. For flooring, bamboo is a good option as it is water resistant and eco-friendly – try Simply Bamboo for affordable bamboo flooring from £14.95sq m.

Luckily, whether you like bright colours or prefer cool

palettes, either will work well with this style. Choose a few colours you like – think cool grey and teal, or bold orange and reds, sprinkle sparingly and then have fun with accessories – see above for a few of our favourite Scandinavian-inspired items.

ZOE BREWER



Encore Crystal Black worktop, £175lin m; single-bowl sink, £375, Bushboard



Apollo Slab Tech costs £674 for a 1,800 x 625mm length



Maia 1.8lin m worktop in Latte, with an under-mounted sink, from £1,200

IS GRANITE MY ONLY OPTION?

I prefer the look of an undermounted sink, as opposed to an inset style, and I want to include one in my kitchen. However, I don't really have the budget for granite worksurfaces and I wondered if you could recommend some other suitable worktop materials, as I've heard you can't use laminates.

DENISE HARRIS, via email

You're right, laminates aren't suitable for undermounted sinks, as they're only made from chipboard, meaning moisture would seep in and cause damage. One way to incorporate an undermounted sink into your kitchen, at an affordable price, is to mix and match worktops. Use granite, marble, quartz or timber for the sink run, so you overcome the problem of not being able to have an undermounted style and then use laminate for all the other worktop lengths.

However, if you're after a seamless look, try a solid surface. There are lots of different types available and it's a more affordable option to achieve an undermounted sink. The advantage of pre-made solid-surfacing products is that they can work out cheaper than bespoke granite.

Bushboard's Encore range is made up of a layer of solid-surface material bonded onto a 38mm chipboard core that can be installed by your kitchen fitter, as it doesn't need to be templated. While many of the colours lend themselves to a modern look, new designs include opaque chips, giving the look of natural polished stone. They are far easier to clean and maintain on a day-to-day basis, and you can get the look

of an undermounted ceramic sink, too, with an integral white acrylic sink.

Apollo worktops offer all the benefits of a high-end luxury solid surface at a more purse-friendly price. There are three ranges, Magna, Slab Tech and Quicktops, that are suitable for use with an Apollo undermounted sink. All three have a seamless finish for easy cleaning, and scratches can simply be polished out.

Lastly, Maia from Sylmar has a range of solid-surface worktops, which include an undermounted sink module as part of the design, and mimic the look of stone. The worktop is made with 100 per cent acrylic and the surface is bonded to a chipboard core, so that it delivers all of the benefits of a bespoke man-made solid worktop. Maia's surfaces create a seamless finish, with no unsightly joins, and any scratches can simply be sanded out. There are four different Maia undermounted sinks, all made from stainless steel. The fabrication of fitting the bowl to the worktop is carried out in a factory, so on delivery, the surface can simply be installed on top of the kitchen cabinetry.

YSANNE BROOKS

HELP ME FIND MY PERFECT OVEN

After 20 years I've been promised a new kitchen, however, my first hurdle is my split-level double gas oven and grill. The main oven is fully programmable, which is a facility I use frequently, but despite a lot of research I can't find a replacement – if it wasn't so old I'd keep it. Can you please source one for me so that I can continue with my design? Also, I'd like to know if I can mount a microwave on a shelf as my husband is totally opposed to built-in appliances.

ELIZABETH WHITE, Grimsby

Congratulations on your new kitchen! How about taking a peek at Zanussi's range of freestanding gas cookers? For example the ZCG662GXC boasts a large-capacity, multi-zone programmable gas oven with minute minder, as well as benefitting from a powerful separate gas grill and hob. For added peace of mind, the hob also has a safety cut-out system – as soon as a flame goes out, the gas is cut off, so you never need to worry. They also have the added bonus of being catalytic lined for easy cleaning. Zanussi's gas cookers start from around £499 and are available in white, black and stainless steel, as well as 55 and 60cm widths so you can make sure your new oven fits in with your kitchen design. With regards to your microwave, it's fine for it to be simply placed on a sturdy shelf; however it does need to be ventilated properly so you would be unable to actually mount it. Bear in mind safety, too – if you do place it on a shelf, make sure it's within easy reach to avoid spillages and accidents by over reaching.

VIC SINCLAIR



Zanussi's range of gas ovens offers every convenience for modern living in a freestanding design

GET IN
TOUCH

GOT A KITCHEN DILEMMA THAT NEEDS ANSWERING? Write to us at Ask the Experts, *Beautiful Kitchens*, Blue Fin Building, 110 Southwark Street, London SE1 0SU, email ysanne_brooks@ipcmedia.com or contact us at <http://beautifulkitchens.wordpress.com>

Love Food

Grandma's secret fluffy
sponge recipe

Thick clotted cream
with a hint of vanilla

The strawberries we picked
that Amy didn't eat

Analogue clock with
fully programmable
main oven timer

Teflon coated griddle,
perfect for preparing
healthy meals

'A' rated multifunction
main oven

Three ovens for
complete versatility

Love Leisure

For more information on Leisure range cookers and
mouth-watering recipe ideas visit www.leisurecp.co.uk





The New England Kitchen © Copyright and Design Right Mark Wilkinson Furniture

Kitchens
Bedrooms
Bathrooms
Studies
Media Centres
Free Standing Furniture
Children's Furniture
Boardrooms

Showrooms:

London; Holland Park
London; St Johns Wood
Royal Tunbridge Wells
Weybridge
Maidenhead
St. Albans

Brentwood

Manchester

Harrogate

Scotland

Jersey

Guernsey

Northern Ireland

International Showrooms:

Ireland +353 1 269 53 70

Dubai +(971) 4338 8540

Moscow +(7) 499 243 06 38

Paris +(33) 142 841 446

USA enquiries +44 1380 850 007

UK enquiries 01380 850 007

Mark Wilkinson Furniture, a division of Canburg Ltd.



Unmistakably Mark Wilkinson

NEW INSPIRATIONS, NEW BROCHURE...

The New White Book shows Mark Wilkinson's design inspirations for 16 styles of the World's finest furniture, including kitchens, bedrooms, bathrooms & media rooms.

For your free 190 page copy call +44 (0)1380 850 007 or visit our website www.mwf.com



Be inspired.

THE FINEST FURNITURE OF OUR TIME

Against the GRAIN



Choosing a sleek, modern design for a period property was a bold thing to do, but it paid off for Gillian and Eddie Cooke

FEATURE HERMIONE PARKER
PHOTOGRAPHY RORY CORRIGAN

SLEEK CABINETRY

Systemat Antique White satin lacquer units have been teamed with walnut-veneer furniture. Integrated appliances at either end of a run of cabinetry give the room symmetry



**Kitchen
FACT FILE**

THE FAMILY Gillian Cooke, a full-time mum, her husband Eddie, a surgeon, and their two children, Rachel, 13, and John, 10

THE HOME A five-bedroom, listed Georgian house built in the 1730s, in Co Antrim, Northern Ireland

THE CABINETRY EmotionArt Antique White satin lacquer cabinetry and walnut-veneer furniture by Systemat

PRICE GUIDE
£21,500

for a similar kitchen from Parkes Interiors, cabinetry only

Advice from the OWNERS

DO take advice from your designer. I'm so glad Brian advised us to go for a contemporary style. Old and new work so well together; it's such a fabulous contrast to the rest of the house.

DON'T skimp on storage space. We needed a lot, which has been cleverly incorporated into the design – because it's concealed, the room still keeps its streamlined look.

DO be prepared for the unexpected. When the existing kitchen was removed, we found there was quite a lot of damp, so we had to have the room waterproofed.

'Our kitchen is a **ROOM** where all the **FAMILY** come **TOGETHER** and is fantastic for **ENTERTAINING**. It's our **FAVOURITE PLACE** in the house'

A modern German state-of-the-art kitchen isn't really what you'd expect to find in Gillian and Eddie Cooke's 18th-century listed property in County Antrim, but their striking contemporary design goes to show just how effectively old and new complement one another.

The obvious choice for this period home would have been a country-style kitchen complete with Aga. Indeed, this was one of the looks Gillian initially had in mind when they decided to rip

out the tired old kitchen they inherited with the house. 'We considered a traditional scheme but, deep down, I knew I'd always wanted a contemporary room,' says Gillian. 'I just needed reassurance that it would work in our period home.'

INSPIRATIONAL ADVICE

It was only when the Cookes visited Parkes Interiors showroom and spoke with owner and designer Brian Parkes that they were given the confidence to go modern. 'Brian was fantastic. We had complete trust in him from

the outset,' recalls Gillian. 'We went to him with a detailed list of priorities and he came back with great design ideas. He also helped us choose the best appliances to suit our needs.'

The resulting scheme has been designed with strong aesthetics and practicality in mind. 'Brian came to the house first to get a feel for the style and proportions of the interior,' explains Gillian. 'With the house being so old, I valued his expert opinion on whether a contemporary look would work. He reassured me and came up with lots

of suggestions. Right from the first meeting, I knew we were going to end up with a fantastic kitchen.'

GOOD PREPARATION

The room is very different to its predecessor, which, according to Gillian, featured 'a tatty 1980s pine creation that was in dire need of replacement'. As the house is listed, the structure couldn't be changed, but it's a large area so it was more a matter of determining the layout, as the open-plan space incorporates dining and living areas. The couple enlisted the help of local ►



CENTRAL WORKSTATION

The island houses a Blanco sink and Siemens hob, while overhead, a bulkhead ceiling is fitted with LED lights



SINK AREA

A wall-mounted tap by DornBracht keeps surfaces uncluttered. Overhead, walnut-veneer units feature pull-up doors for ease of use



FOOD STORAGE

Deep drawers are cleverly concealed next to the integrated Liebherr fridge freezer. LED lighting illuminates the contents as they are opened



DRAWER DETAIL

A cutlery drawer hidden within a deeper drawer keeps the overall look of the handleless design simple and streamlined



DINING AREA

The dining table and chairs are from Ligne Roset. Behind, Parkes Interiors designed the walnut surround for the wall-mounted TV

builders, Estco, who stripped the room, waterproofed it and prepared it for the kitchen installation. 'Estco did a superb job of getting the room ready,' says Gillian.

A range cooker and stone wall were also removed to create space for the bank of tall units and American-style fridge freezer, which is recessed into a stud wall.

CLEVER IDEAS

The kitchen design incorporates lots of interesting features, one of which is the wall-mounted tap on the back wall. On either side of this are white glass panels that drop down to reveal neat storage space for phone and camera chargers and other items that can clutter a worksurface.

'This was Brian's suggestion,' explains Gillian. 'It's a cleverly concealed storage area. Another of his ideas that really adds to the ambience of the room is the LED lighting that comes on when the drawers are opened.' LEDs have also been incorporated into the bulkhead ceiling above the island, effectively highlighting the preparation sink and hob area.

In the living area, Brian designed a multimedia unit that's ideal for storing laptops, CDs and iPods, as well as a walnut surround for the wall-mounted TV. This continues the theme from the kitchen, achieving a coordinated look that's ideal in the open-plan space.

STORAGE SOLUTIONS

The island houses the induction hob, a second sink and a multitude of storage, including extra-deep drawers. 'When cooking at the hob, you face towards the dining room and sofas so it's a really sociable layout,' says Gillian. 'The island has plenty of storage, too. My last kitchen had lots more wall cupboards yet the space was much less effective. With this design, it's simplistic and streamlined yet accommodates so much.' Brian also supplied storage in the hall and fitted out the utility room, so the emphasis is very much on clever storage that looks great.

'I'm absolutely delighted with my kitchen,' smiles Gillian. 'It's a pleasure to work in and a fantastic space for entertaining.'

GOOD IDEA

Use statement lighting above the dining area to help separate it visually from the working area of the kitchen

SHOP THE LOOK

CABINETRY

■ EmotionArt Antique White satin lacquer cabinetry and walnut-veneer furniture, by Systemat from Parkes Interiors. Total cost, cabinetry only, **£21,500**

WORKSURFACES AND SPLASHBACK

■ 10mm Silica white quartz.

Price per linear m **£237**

■ Antique White glass panels, **POA**

FLOORING

■ Pietra 2 Todi porcelain tiles, McCartney's. Price per sq m **£35**

APPLIANCES

■ 2 x built-in ovens, Siemens, each **£1,450**

■ Built-in combination microwave, Siemens **£700**

■ Built-in steam oven, Siemens **£950**

■ Four-zone induction hob, Siemens **£850**

■ Island extractor hood in stainless steel, Franke **£1,050**

■ Integrated American-style fridge freezer, Liebherr **£4,000**

■ Fully integrated dishwasher, Siemens **£435**

SINKS AND TAPS

■ BlancoClaron 500 single-bowl sink in stainless steel, Blanco **£250**

■ BlancoClaron 340 single-bowl sink in stainless steel, Blanco **£250**

■ Wall-mounted tap in polished chrome, DornBracht **£780**

■ BlancoLinus tap in stainless steel, Blanco **£250**

■ Boiling-water tap in stainless steel, Quooker **£850**

FINISHING TOUCHES

■ Vertical radiator, for similar, try Apollo Ferrara, Inspired Heating **£945**

■ Bonbonne pendant lights, Ligne Roset, each **£245**

■ Contours dining table, Ligne Roset **£2,600**

■ White lacquer Zoe chairs, Ligne Roset, each **£250**

■ Roman blinds in So Natural, Hillarys Blinds. Total cost **£195**

■ Shaded White and Hardwick White modern emulsion, Farrow & Ball. Price per 2.5l **£32.50**

FOR STOCKISTS, SEE PAGE 142

Gets through an entire load almost as fast as he does.

Our Excellence range is full of family friendly technology:

- Exceptional speed and a super large capacity
- Wash up to 12 pairs of jeans in 39 minutes and a smaller load in just 14 minutes
- Saves you money by using 20% less energy than standard 'A rated' machines

That's what we call family value.

BEKO





INSPIRED DESIGN FOR THE WAY YOU LIVE



To arrange a consultation with a Smallbone designer, find your nearest showroom or to order our stunning new kitchen, bedroom and bathroom brochure, call 020 7589 5998 or visit our website smallbone.co.uk



Walnut & Silver

SMALLBONE

of DEVIZES

SHOWROOMS UK LONDON BEACONSFIELD ST. ALBANS TUNBRIDGE WELLS LEAMINGTON SPA HARROGATE DEVIZES USA NEW YORK RUSSIA MOSCOW EKATERINBURG

HOME WORK

Furniture-maker Nick Clayton mixed business and pleasure when he built a new kitchen for himself and his wife Linda

FEATURE CATHY CAREY • PHOTOGRAPHY DAVID STILL



THE DESIGNER

Nick Clayton with his wife Linda, Ned the border terrier, and their newest arrival, baby Keturah

Kitchen FACT FILE

THE FAMILY Nick and Linda Clayton. Nick is a furniture-maker and Linda is a writer. They have an eight-month-old daughter Keturah, plus a border terrier, Ned, and two cats, Bolly and Monkey

THE HOME A four-bedroom, 16th-century stone cottage in Devon

THE CABINETRY Bespoke walnut-veneer furniture with handpainted tulipwood cabinetry

PRICE GUIDE

£16,000

for a similar Clayton Cabinets kitchen, cabinetry only

MEZZANINE

A narrow staircase, made by Clayton Cabinets, leads up to a mezzanine level. An oak and glass balcony overlooks the L-shaped kitchen with its mix of walnut-veneer and handpainted tulipwood cabinetry





COOKING AREA

The splashback is made from Triton Metallica glass tiles and complements the clear-glass square doorknobs from Oliver Bonas that Linda chose for the drawers and cabinet doors



COMPACT LARDER

The unit at the end of the room is mid-height to provide an extra worktop and has a compartment for everything

To have a 'work-live' home has been a long-held dream for furniture-maker Nick Clayton and his wife Linda, a writer. So, while their property search was initially prompted by their need for a bigger, more family-friendly home, the focus soon turned to workshop/showroom and office space. 'In the end, neither of us took much notice of the house, it was all about cubic feet for the business and vehicle access for deliveries,' recalls Nick, who set up his bespoke furniture company, Clayton Cabinets, in 2001.

Finding a suitable yet affordable location in Devon within their price range was no mean feat. When a dilapidated cottage and a series of barns came onto the market just eight miles from where they grew up, the Claytons were quick to act. As is often the case, the building work on the workshops blew the couple's budget and there wasn't much left for a showroom, nor the refurbishment of their home. 'We needed a new kitchen for the house and also a display area to showcase my kitchen-making skills to potential customers. With our first baby on the way, money was tight, so it made sense to combine the two,' explains Nick.

PLANNING THE LAYOUT

Once a warren of dark rooms on several levels, the house was originally a barn with a narrow extension that had been used as a pigsty. It was converted into rental dwellings 20 years ago on a shoestring budget, so Nick and Linda took the building back to its roots, installing new foundations, insulation, windows and replacing the leaky tin roof with tiles. They also removed a number of walls and a ceiling, creating an L-shaped kitchen-diner that is open to the roof's apex on one side. 'We did a lot of levelling with a digger, but it's still quite an awkward shape, with steps up to the dining area and a rather low ceiling in the main kitchen,' says Nick. The layout was partly dictated by the range cooker, which could only be sited on one wall because of the flue position, and Linda also wanted the sink under a window so that she could look out

to the garden and yard. 'I tried to get as much work surface as I could around the cooker and sink, and added a curved breakfast bar in oak, which also provides a good area for baking,' explains Nick.

Installing pale painted cabinets in the lower ceiling area helps improve the sense of light, as does a scattering of low-energy downlights in the ceiling, plus spotlights on the extractor hood and inside the bookshelf alcove. 'The large front door is fully glazed and also has glass side lights to bring in more sunlight,' adds Nick.

A STYLISH COMBINATION

To maximise the business potential of their kitchen, Nick wanted to feature as many door styles and cabinetry construction options as possible. 'The challenge lay in creating a harmonious blend of different designs without it looking like a "dog's dinner",' recalls Nick. To do this, the design features a contemporary flat-fronted door, a more classical Shaker version, and then a traditional Georgian design.

The choice and combination of finishes helps unite the separate styles. 'While there is definition between the modern and classic parts of the kitchen, there are small accents of each material choice throughout. For example, the modern side is primarily walnut, but it has an oak and painted plate rack and glass wall cabinet that helps link it to the more traditional furniture opposite,' explains Nick.

On a more practical level, the cabinet construction covers lots of options, from solid-oak pan drawers with dovetail joints, to inexpensive melamine with mass-produced steel sides and runners. While the walnut doors 'sit on' the base units, the Shaker and Georgian are both 'in-frame'. 'The choice of construction has an impact on the end price you pay for a kitchen, so I wanted to show as much as I could. That ►

BREAKFAST BAR

A corner in the kitchen has been turned into a handy seating area, which is often used for quick lunches and client meetings. The bar stools are from John Peters



WORKTOP

The slate worktop works well with the walnut-veneer cabinetry and solid oak flooring and helps to create a warm atmosphere

GREAT IDEA

Adding a separate hob and oven allows Nick and Linda to turn their range cooker off in the summer, so the kitchen doesn't overheat





way, customers can make an informed decision and understand what they're getting in terms of quality and feel,' explains Nick.

ALL THE BELLS AND WHISTLES

Initially, Linda was a little apprehensive about the idea of clients visiting her kitchen, and of having to keep it 'show-kitchen clean' with a baby, two cats and a dog in residence. However, she was soon won round by the promise of getting top-spec features installed in her kitchen. One she particularly likes is the Le Mans corner unit. 'It's by far the best way to make the most of a corner unit, but it can be hard to explain on paper, so it was worth the investment,' says Nick.

To demonstrate the benefits of choosing bespoke, all the drawers are fitted with individual storage separators – sized to suit the family's utensils – and Linda is especially pleased with her larder cabinet. 'The drawers and baskets are the perfect height for the foods that we love to eat. The top drawer is very low and tin cans are laid horizontally so I can see the labels rather than the tops. I've also been promised spice racks on the inside of the doors,' she says.

MAKING IT WORK

As their 'forever home', Nick was conscious that it had to function as a proper family kitchen and couldn't be for 'display purposes only'. He was quite keen to install a continuous-heat range cooker as he grew up with one, but was also interested in the speed and efficiency of the latest induction hobs and electric fan ovens. 'We have a large extended family and Linda loves baking, so all the cooking appliances are in frequent use, but it's also helpful to have back-up for the summer months when the range is turned off,' says Nick.

Most importantly, the couple wanted to achieve a homely kitchen that feels welcoming to both their friends and customers alike. The traditional cabinets, with the mantel over the range, is particularly inviting as you enter, while the more exotic walnut units have that all-important wow factor. 'Balancing the needs of both my family and the business was quite a challenge, but we've managed to achieve our dream lifestyle and prove that you can enjoy a wonderful bespoke kitchen without breaking the bank,' concludes Nick. 📺

Advice from the DESIGNER

DO consider what surface you use for the inside of each cabinet. Your finest cutlery could be treated to a felt-lined drawer, while melamine-faced chipboard is easier to wipe clean than solid timber for potentially messy areas such as the condiments cupboard.

DON'T bother with an electric kettle if you have an induction hob. Induction heats up a kettle faster and our Alessi model looks great and doesn't clutter up the worktops.

DO invest in a filter tap – it's more eco-friendly than buying bottled water. If, like us, you didn't buy a filter tap initially, Brita's On Line Active water filter, which connects to the cold supply of your existing taps, is the ideal solution.



'The open-plan DINING ROOM is great for entertaining and we can HIDE dirty dishes round the corner between COURSES!'

DUAL LEVEL

Steps up from the kitchen lead to an open-plan dining room with a comfortable sofa at the far end where guests can relax after dinner. Nick also made the dining table



BREAD DRAWER

Nick built a bread drawer within a slimline 30cm-wide cabinet, which is big enough to store a full loaf, plus bagels and baps. Replacing the standard bread bin, it frees up worktop space



INDUCTION HOB

The Claytons are thrilled with their De Dietrich hob, particularly the boost function that boils their Alessi kettle at lightning speed. 'It's easily the best appliance we bought,' says Linda



SHOP THE LOOK

CABINETRY

■ Bespoke **walnut veneer** and handpainted **tulipwood** cabinetry by Clayton Cabinets. Starting price for a similar kitchen, cabinetry only, **£16,000**

WORKSURFACES

■ Mayflower Stone **slate**. Price per linear m **£300**
■ **Solid oak**. Price per linear m **£250**

SPLASHBACK

■ Triton Metallica **glass tiles**, Original Style, each **£2.60**

FLOORING

■ **Solid European oak**. Price per sq m **£38**

APPLIANCES

■ Central heating two-oven **range cooker**, Redfye **£6,995**
■ Built-in **single oven**, Miele **£750**
■ Three-zone **induction hob**, De Dietrich **£950**
■ Canopy **extractor hood** in stainless steel, Elica **£175**
■ Fully integrated **larder fridge**, Miele **£999**
■ Fully integrated **freezer**, Electrolux **£440**
■ Fully integrated **dishwasher**, Miele **£1,099**

SINK AND TAP

■ Tetra 150 undermounted one-and-a-half bowl **sink** in stainless steel, Carron Phoenix **£522**
■ Three-hole **mixer tap** with pull-out spray in stainless steel, MGS **£810**
■ On Line Active water filter, Brita **£149**


FINISHING TOUCHES

■ Gallery **wall clock**, Newgate **£112**
■ Stainless steel **kettle**, Alessi **£90**
■ 2-slot Lite **toaster**, Dualit **£60**
■ R2i **stereo system** in walnut, Vita Audio **£280**
■ Star **mirror**, for similar, try Next **£110**
■ Bespoke Rustic oak **dining table**, Clayton Cabinets **£1,200**
■ Gilbert **dining chairs**, Ikea, each **£29**
■ Actona Blaise **bar stools**, John Peters, each **£99**
■ **Curtain and blind fabric**, for similar, try Wallflower in Pale Catkin, John Lewis. Price per m **£24**
■ Clear glass square **knobs**, Oliver Bonas, each **£5.50**
■ Gooseberry Fool **paint** by Dulux. Price per litre, from **£14.99**

FOR STOCKISTS, SEE PAGE 142

SINK AREA

This area was designed with beauty in mind; from the stainless-steel sink from Carron Phoenix to the stainless-steel MGS tap with pull-out spray. 'We just love the simple, sleek lines, but it is quite amusing watching our guests wrestle with the taps as it's difficult to see how they operate at first glance,' says Nick



White walls teamed with wooden floorboards and Bianco Zeus Silestone worktops all create a natural backdrop for the Hot Pink Parapan cabinetry from Kitchens Kitchens

GREAT IDEA

GO BOLD

If you love a colour, don't be afraid to have it in your kitchen – you can always mix it with whites and neutrals to tone it down

'I CHANGED my plans for an all-white KITCHEN TO THIS PINK DESIGN'

Sleek fuchsia cabinetry and cool white worktops were just the thing for showing off Belinda Nathan's collection of bright kitchenalia

FEATURE CHRISTINE BLACK
PHOTOGRAPHY MARTIN BLACK



Belinda Nathan has indulged her love of pink by using Parapan for her cabinetry. The glossy acrylic is fade and moisture resistant, plus it's a solid surface so any marks can be polished out. Here, she talks about her bold choices...

What was the kitchen like previously?

When I moved into this flat, 14 years ago, I was a workaholic businesswoman and didn't have the time or energy to plan a new kitchen. However, I couldn't live with the basic one that was already in the flat. I thought the best solution would be to have a builder install some cheap MDF units and a budget melamine worksurface, in the hope it would tide me over until I had the time to create my dream kitchen.

It sounds like a good idea, did this work?

No, it didn't. I just replaced one basic, badly built kitchen for another. The doors didn't close

properly, I hated the worksurface and it looked like the cheap kitchen it was. In fact, it was the worst kitchen I've ever had, and because I spend a lot of my spare time in the kitchen, it's a decision I regretted the moment I had it fitted. I just hadn't realised how much it would irritate me.

When did you start to plan your new kitchen?

I put up with the old design until I retired three years ago and could cope with the upheaval and mess that a kitchen revamp would entail. I'd been planning a new kitchen mentally since the last one was put in, so I couldn't wait to get started.

How did you find your kitchen designer?

I was so determined to get it right this time that I visited many other designers before finally settling on Peter Huberman, from Kitchens Kitchens. He came highly recommended by a friend and he's local, which is an advantage as it was easy to pop in and see him any time. He understood my vision for the room straight away.

What style of kitchen did you pick?

To begin with, I chose white cabinetry and a white worktop. I was going to keep my bright pink walls, ▶

A blue fridge freezer and matching shelving unit work well with the bold pink design. The wooden bench was passed down from Belinda's grandmother



**Kitchen
FACT FILE**



THE OWNER Belinda Nathan, an artist. She has three grown-up children who have left home

THE HOME A two-bedroom Edwardian flat in northwest London

THE CABINETRY Hot Pink Parapan

PRICE GUIDE
£9,500

for a similar design by Kitchens Kitchens, cabinetry only

STYLISH SOLUTION BRIGHT BUDGET



'I've always wanted a butler sink,' says Belinda. 'I love that it's big enough to soak my largest pots and pans'



A slim pull-out cupboard makes the most of a narrow space



Carefully selected pieces such as the pink chandeliers add a touch of glamour



3 GET THE LOOK Pink chandeliers



TESCO DIRECT
Made from acrylic and glass, this period-influenced Marie Therese five-arm chandelier in Fuchsia has faceted droplets to create a stunning focal point, priced at £40



Bhs
A modern take on a classic shape, this acrylic Silhouette Easyfit ceiling light in Hot Pink is perfect for adding a quirky touch to a simply styled room. It costs £30



HOUSE OF FRASER
Tipped with amber, purple and red beads, the glass Pied a Terre 'Peyton' Easyfit chandelier, £60, oozes glamour



Clever corner cupboards provide a good area for storage



Belinda has integrated her appliances behind doors so they don't interrupt the kitchen's flow



OWNER'S ADVICE

■ My motto is 'love it or lose it'. I'm forever adding to my pink collection, but I also donate to my local charity shop regularly. I'm always moving things around so the kitchen looks different and I don't get bored of it.

■ Keep existing features that

are in good condition to save money. For example, I resanded and varnished the original floor instead of putting down a new one.

■ The worktops and Parapan cabinetry weren't cheap, but I saved money by not having wall cupboards.

SHOP THE LOOK

CABINETRY

■ Hot Pink **Parapan units** by Kitchens Kitchens. Prices for a similar design, cabinetry only, start at **£9,500**

WORKSURFACE

■ Blanco Zeus **Silestone**. Price per sq m **£480**

SPLASHBACK

■ 8mm **stainless steel**, Alco. Total cost **£71**

FLOORING

■ **Floorboards**. For similar, try **Elegance Oak**, Broadleaf Timber. Price per sq m **£52**

APPLIANCES

■ **Dual-fuel single-oven range cooker** in stainless steel. For similar, try Opera, Smeg **£1,520**

■ Freestanding **microwave**, Whirlpool **£106**

■ Chimney **extractor hood**. For similar, try Aqua90, Elica in stainless steel **£256**

■ Freestanding **fridge freezer**. For similar, try Smeg **£1,229**

■ Fully integrated **dishwasher**, Neff **£393**

■ Fully integrated **washer dryer**, Neff **£838**

SINK AND TAPS

■ Classic undermounted single-bowl **butler sink** in white, Shaws of Darwen **£358**

■ Ionian Bridge **mixer tap** in nickel with deck-mounted porcelain levers, Perrin & Rowe **£281**

■ Mini Triflow C-Spout **filter tap** in chrome, Franke **£216**

FINISHING TOUCHES

■ Artisan **Stand Mixer** in Cranberry, KitchenAid **£419**

■ Dining table. For similar, try Bjursta, Ikea **£189**

■ **Chairs** in Fuchsia, Patricia Urquiola for Kartell, John Lewis, each **£151**

■ **Open shelving**. For similar, try four-tier shelving unit, Wickes, each **£24.99**

■ **Chandeliers**. For similar, try the Large Ornate Fuchsia Gypsy Chandelier, The Contemporary Home **£129.99**

■ Aluminium **lockers**, Castle Gibson **POA**

■ **Blinds**. For similar, try Lupin, Ikea, **£9.99**

■ Classic **radiator**, Bisque **£651**

■ Pushboy **bin** in Blue, Wesco **£109**

FOR STOCKISTS, SEE PAGE 142

Where I SPENT... Where I SAVED...

'I saved by having my open shelving spray painted rather than buying it new. I did go over budget by investing in a new table and chairs because my original pine ones looked so awful once the room was finished'

but on the day the order was going through, Peter phoned to say that a Hot Pink Parapan colour had been introduced. I didn't even need to think about it and instantly changed my plans for an all-white kitchen and pink walls, to white walls with the cabinetry in my favourite colour. This combination works much better, as I can display my artworks on the pale walls and show off my pink kitchen paraphernalia, too.

Tell us about your storage solutions

I don't like fitted kitchens where everything looks too clinical and sterile. I prefer open shelving to display my possessions. It's not for everyone but I just love the simplicity of it. I don't have tons of kitchenware so I didn't really need any wall units, and I only have one small run of cabinets. Although my

worktop space is minimal, I have a dining table that's brilliant for any prep work as it's a nice size and is easy to clean.

How would you describe your style?

It's definitely classic, contemporary and always comfortable, but also practical and functional with some quirky touches. I love to incorporate stuff from my travels and, of course, I love to have lots of pink.

Are you happy with the result?

I love it! Not everyone could get away with having so much pink in their kitchen but I've only got myself to please. The room is feminine and modern. As I've grown older I've gained the confidence to not really care what other people think — this kitchen has been designed just for me. 📷

Tell Magnet if you're unconventional

and we'll create a kitchen as
unique as you are



ORBITZ

Tell Magnet all about you and we'll help you create your perfect kitchen. If, like Geraldine, you like things to be a little out of the ordinary, then our Orbitz kitchen with patterned doors could be just your thing. Or if you want a tried and tested kitchen style, we'll show you a full range of classic and contemporary favourites – all with a 15 year cabinet guarantee. Whatever you'd like to happen in your kitchen, just tell Magnet.

**FOR YOUR NEAREST STORE
OR TO REQUEST A BROCHURE
CALL 0845 123 6789
OR VISIT
WWW.MAGNET.CO.UK**



TRUST MAGNET TO GO ONE BETTER – SMART CARE, ONE PART OF OUR UNIQUE FULL CIRCLE SERVICE
Choose Magnet to install your kitchen and we'll conduct a free follow up check after 12 months to make sure your kitchen is looking and performing as good as new.

Find more issues at
magazinesdownload.com

Magnet

WHAT
HAPPENS
IN YOUR
KITCHEN?



RESEARCHING

Beautiful
KITCHENS
SPECIAL REPORT



PLANNING

YOUR DREAM KITCHEN

FROM inspiration TO installation



BUYING

Creating a new kitchen can be an overwhelming task, so we've put together this essential guide to bring you all the expert advice you'll need when it comes to researching, planning, buying and fitting the heart of your home

FEATURE HAYLEY GILBERT



FITTING

KEY QUESTIONS

- What don't you like about your current kitchen?
- How do you want the new space to work?
- Are you a lover of modern or traditional design?
- What's your total budget?
- What are your top five kitchen must-haves?



Choosing a new kitchen is one of the most exciting projects when it comes to renovating the home. It can also be expensive, stressful and time-consuming. So if this is your first, or you need help planning your second or even third design, then read on.

RESEARCHING

When you're first thinking of replacing your kitchen, take some time to look around your existing design and make a list of all the things that you like and dislike about it. This could be anything from how much storage there is, and where it is, to the types of appliances and colour of your cabinetry.

Decide whether the actual space works or if it needs opening up or extending. The most common building work involves knocking down a wall between a kitchen and dining room, so consider creating a more open-plan feel if you prefer. If you're planning to make any structural alterations, ensure you talk to your local council about planning permission and building regulations first, however. If you're using an architect, they will do all this for you.

Before you start to select the finest granite worktops and the latest electrical gadgets, set yourself a budget with a maximum limit that you know you cannot

go over. Remember, plan for the unexpected! Once the old kitchen is ripped out, you never know what might lie beneath and there could be costly problems that need fixing before you go any further.

Next, make a list of all the elements you'll need to allow for – this includes items such as cabinets, worktops and splashbacks, flooring, sink, tap, waste disposal and appliances. Then there are the installation costs and any preparation work – for example, plastering and painting, flooring and heating (see our in-depth guide to kitchen heating on page 90), as well as plumbing, gas and electrical work. Don't forget to factor in all plumbing, electrics and builder's quotes into

your overall budget as they're quite easy to leave out in the heat of the moment.

If you want to create the wow factor, there are plenty of ways to do so, with LED lighting, electric doors and smart storage solutions. However, these will all cost extra, so you'll need to be prepared to compromise if they take you over your budget.

The next thing to address is what the kitchen is going to be used for. It may sound obvious, but you need to think about who will be primarily using the kitchen – will it be the whole family, or just yourself? What sort of meals will be cooked (something to consider when choosing ovens and microwaves)? How often will you be entertaining and will you

need separate areas for dining and doing the laundry? Once you have an idea of what you need and want, you're on your way. ▶



MARK AMBLER, OWNER, CHURCHWOOD DESIGN

'The best way to start researching a kitchen is to look at what you want from it – what are your lifestyle requirements, are you going to eat and entertain there, and so on'

CREATE A MOOD BOARD

Collect images and information on all your favourite things to make a mood board. It will help you express the sort of look you'd like and you can add all the things you want to include in your design. Use *Beautiful Kitchens* for ideas and collect cuttings – this is your wish-list, so throw in everything at this point – but do give it some order, as your budget will probably require you to choose between certain items. Try to be realistic, too – you might really want that state-of-the-art steam oven, coffee machine and warming drawer, but you need a big kitchen to take lots of extras on top of the standard appliance list.



A mood board will help you decide if your chosen materials and colours work together



Classic workstation: sink, £509; stand, £325, both Villeroy & Boch at Brass & Traditional Sinks

Find images of kitchens that you like and use them as inspiration for a mood board. This Steamer Bay kitchen costs from £17,000 at John Lewis of Hungerford

GOOD IDEA
Use magazines for inspiration and the internet for in-depth research. Visit us at www.housetohome.co.uk/beautifulkitchens

Blue Seduction 4 emulsion, £22 for 2.5 litres, Dulux

Frost acrylic eggshell, £38.50 for 2.5 litres, Zoffany



Cast-iron round casserole dish in Almond, from £85, Le Creuset



Bridge deck-mounted tap in Pewter, £130, Caple. Also available in chrome



1200 Induction five-zone, dual-fuel range cooker in Ash Black, from £4,747, Mercury

CABINETRY DESIGN

We've looked at how to research your kitchen. Now it's time to think about the look you wish to create.

■ Consider whether you want a modern, hi-gloss finish or a traditional painted design. Or, perhaps you'd prefer a mix of materials and finishes?

■ Look at the amount of natural light your room receives and decide whether it can cope with a dark or colourful design, or if it needs lightening up with white or cream units. A new kitchen is a huge investment so you want to make sure you'll still love it in years to come. Having said that, there's a lot to be said for injecting personality and pizzazz into any scheme.

■ Take into account the period of your property. 'It can be difficult choosing between contemporary, classic and traditional designs, as there are so many wonderful collections available,' says Bernard Otulakowski, managing director for SieMatic. 'My advice would be to opt for a style that respects the age and architecture of your property; one that blends in with other rooms.'

■ Ask for advice from the experts. Graeme Smith, conceptual designer at Metris and Second Nature, says, 'Your choice of kitchen colours and styles will be led by your own personal taste. However, use the experience and expertise of your kitchen designer to suggest combinations that you may not have thought of yourself and actually may end up embracing once you've seen them.'

PLANNING

Next it's time to look at your kitchen space and work out the best layout to maximise space and storage

If you're keeping your existing space, the dimensions of the room will have a huge impact on the type of layout and design that works best. 'If the space is modest, avoid filling it with lots of cabinets, as this will make the room feel hemmed in,' says Metris's conceptual designer Graeme Smith. 'Instead, reduce the number of wall units and opt for some open shelving. If you have the luxury of a large room, consider curved cabinetry that wraps around the architecture for a flowing design.'

Jude Keenan, kitchen planner at John Lewis Oxford Street, adds that windows and doorways are obvious obstacles to take into consideration when it comes to a kitchen layout. 'Also, look out for radiators, gas meters and fuse boards,' she says. 'If you need these resited before your kitchen is fitted, the work should be undertaken by a specialist.'

WORKING TRIANGLE

The working triangle is a way to create the most efficient use of space, but how exactly

does it work? Used in kitchen planning for decades, it's an imaginary triangular shape with the sink, cooker and fridge at three opposite ends – but in modern kitchen planning there's much more to it than that. 'Microwaved food normally comes out of the fridge freezer, so put the microwave near the refrigerator,' advises Jude. 'Cutlery is needed near the table and will go into the dishwasher, so have these three items conveniently located. Use of the hob will involve pans and utensils, etc, so try to put these in one area.'

SIZE AND SHAPE

Whatever configuration your kitchen, there's a layout to suit. The five main shapes are U-shape, L-shape, galley, double galley and island. Here's how to make the most of them:

U-shape

One of the most popular layouts, this has three runs of cabinets forming a U shape within the room. It's extremely practical, as you can



'L-shaped kitchens help maximise workspace, but be sure to use wire storage racks and carousels below, as cupboard space beneath the corner of the L could be hard to reach'

MARCO ROSSI, HEAD OF PRODUCT, MAGNET



U-SHAPED Here the hob and oven have been located on one side of the U, with the sink opposite to maximise worktop space. Also Gloss cabinetry, from £15,000, Princess Design



L-SHAPED Create the perfect working triangle with the fridge at one end of the L, a sink on the other and the hob in between. Kitchens from £30,000, Neil Lerner

have the cooker and hob at the centre, with a sink and fridge at either end of the U. If the room is particularly compact, try to have at least two metres of space in the centre.

L-shape

A versatile design, this kitchen comprises two runs of cabinets at right angles along adjacent walls. Here you can create the ultimate working triangle with the fridge at one end of the L, the hob on the other and the sink in between. Consider installing a bank of built-in appliances on one side for ease of use and if space allows, a small dining table at the side.

Galley

This is a kitchen with a single line of cabinets along one wall. Though it's traditionally long and narrow, it can be exceptionally functional if planned correctly. Try to separate the cooking zone from the wet area with a length of worktop in between – the worktop in total should be at least three metres long.

Double galley


This has two lengths of units that run parallel to each other on opposite sides of the room and is usually the best option if there's a window or door preventing you from creating the U shape. Try to leave at least 120cm between the facing cabinets so that doors and drawers can be opened with ease.

Island

An island unit provides a multifunctional space that can work as somewhere to cook, prep, eat and entertain. Consider incorporating a hob and sink, as well as a dishwasher, wine cooler and storage. Leave at least one metre between the island and surrounding cabinetry, so that doors and drawers can be opened. ▶

ZONING YOUR KITCHEN

Kitchen hardware company Blum has developed a system for planning an ergonomic kitchen, evolving the working triangle into what it calls 'Dynamic Space'. It has five main zones of activity, shown below, all with their own allocated storage needs



Consumables

Typically, all your foodstuffs, such as preserved food, rice, pasta and refrigerated products are kept within this zone.

Non-Consumables

This zone should be used for the storage of everyday tableware, such as crockery, glasses and cutlery.

Cleaning zone

The area that not only houses the sink and dishwasher, but also storage for cleaning utensils and materials. It also accommodates the waste and recycling bins.

Preparation zone

One of the main work areas in the room. Your appliances, kitchen utensils, spices and lots more should be located close to the worktop intended for preparing food.

Cooking zone

Here you should site your hob and oven, plus other gadgets such as a microwave, steamer and extractor hood. Pots, pans and cooking utensils are all items that should be readily available.

FAST FACT

According to Blum, more than 60 per cent of all kitchen buyers realise they have too little storage space after purchasing their new design.

TOP TIP If you're including a hob in your island, you'll need an extractor so the ducting will have to be run underneath the floor or through the ceiling. This will add to the upheaval and cost



DOUBLE GALLEY Try to leave at least 120cm between the facing cabinets in a double galley kitchen. Second Nature's Avant White cabinetry costs from £9,000



ISLAND Adding an island to your design will provide you with a multifunctional space for cooking, preparation, eating and entertaining. DK:45 kitchen, from £8,000. Dava



This IT Gloss White kitchen, £47 for a 600mm base cabinet, B&Q, shows it's possible to create a stunning kitchen on a tight budget

BUYING

You've decided on a design, now you need to decide where to purchase your kitchen

WHERE TO SPEND AND WHERE TO SAVE

An important part of buying a new kitchen is deciding what to splash out on and where you can make savings...

■ Go for the best worktops you can afford, as they're one of the most hardworking elements of any kitchen. Granite, composite and solid surfaces are all good investments as they are tough and durable.

■ Next, make sure your cabinets are of good quality. Don't be tempted to skimp on thin carcasses, as they aren't likely to last very long. You want at least a 15mm thickness all round, if not more.

■ Think about savings on your choice of cabinet doors. We can't all afford rich wood veneers, so why not recreate the same look with a laminate or PVC foil finish instead? Even hi-gloss doors are available in different price brackets depending on whether they are lacquered or laminated.

■ Spend wisely when it comes to appliances. Buy the best oven and hob you can afford, but if your budget is tight, consider a less expensive brand for the washing machine and do without the wine cooler or coffee maker. It's all about compromise if your budget is under strain, so spend on the things that matter.

There are several options to choose from when it comes to finding a kitchen supplier:

DIY SHEDS

Places such as B&Q, Wickes and Homebase, as well as Ikea, are at the lower end of the market price-wise, but you'll still get planning advice and good-quality fixtures and fittings. Expect to pay from £5,000 for a complete kitchen – less if you install it yourself.

HIGH STREET

Choose from showrooms such as Harvey Jones, John Lewis, John Lewis of Hungerford and Magnet, who all have branches throughout the country. For around £10,000 to £15,000 you'll get a more personal approach, good quality cabinetry, and a larger choice of designs.

INDEPENDENT RETAILERS

These are often family-owned businesses with years of experience and expertise. They sell branded kitchens, such as Second Nature, Metris, SieMatic, Stoneham, Nolte, Alno and In-toto. Don't be afraid to pop in – their designers are there to help and most good showrooms will offer a free consultation.

BESPOKE

Bespoke kitchen companies – including Mark Wilkinson, Underwood, Roundhouse, Smallbone of Devizes, Prentice Furniture, Figura, Simon Bray and Holloways of Ludlow

– will create a kitchen to your exact specification, right down to the thickness of the carcass and the tailor-made storage inside. Expect to pay upwards of £25,000.

FINALISING THE DESIGN

Once you've decided on your kitchen supplier and the kitchen itself, your designer will visit your home, take exact measurements and get a feel for the style of property. They should also ask you about how you use the kitchen – this will enable them to create a handful of designs to suit your needs. If they don't ask, or don't listen, it may be best to look elsewhere. Once you've gone through the key points, you'll get a plan of suggested designs, which you can tweak and work on with your designer.

ASKING THE RIGHT QUESTIONS

There are so many things to consider, sometimes we forget to ask some very basic questions, such as how long it's going to take from order to delivery. If any mistakes are made with the order, how quickly will it be rectified? What about guarantees – for both the products and the installation – and is the kitchen company doing the work or sub-contracting it out? Find out if the cabinets have solid tops and backs and what they are made from. You'll also need to know if they arrive flat-pack or pre-constructed, as you could end up wanting somewhere to store them prior to them being installed. ►



If you have the budget for a bespoke kitchen, you can turn to a specialist supplier such as Mark Wilkinson Furniture. Prices from £35,000

TOP TIPS The Kitchen Bathroom Bedroom Specialists Association (KBSA) has this advice for choosing a kitchen company:

1 Visit a company that has a showroom so you can inspect the quality of the product and the standard of installation.

track record of good installations and ask to speak to some previous customers.

3 Be careful about paying in full for your kitchen in advance. You

shouldn't pay a deposit of more than 25 per cent and as it's likely that you'll be asked to make an interim payment, ask for a written payment schedule.

4 Make sure you have a written quotation that covers every aspect of the job, including fitting, flooring and any structural alterations you've discussed.

5 Don't sign anything unless you're prepared to honour your side of the contract. Some terms and conditions have expensive cancellation clauses.

6 When using a KBSA retailer, keep your insurance certificate in a safe place. For more advice, contact your retailer or log on to www.kbsa.org.uk



Independent retailers offer a selection of branded kitchens as well as expert planning and design. Crescent Curve kitchen in dark zebrawood and gloss black, from £18,000, Metris

ORDER NOW FOR CHRISTMAS

Assuming you've picked up this copy of *Beautiful Kitchens* the moment it hit the shelves, there's still time to have your new kitchen installed ready for Christmas lunch! Matt Thomas at John Lewis says, 'The last ordering date for a kitchen for Christmas would be around early October for the main John Lewis collection. However, with a First Collection kitchen that can be fitted by the customer, they could have it in just three weeks.' Magnet has also guaranteed delivery and installation in time for Christmas if the order is placed by the end of October. So what are you waiting for?

FITTING

You've chosen your layout and paid your deposit. What's next?

PROJECT MANAGEMENT

It's important to work out who will be doing what when it comes to creating your new kitchen. It may be a simple refresh so you'll only have the kitchen supplier and fitter to coordinate. However, if it's a big project, then there might be builders, electricians and plumbers to consider, too. It's good to get some form of project manager in hand, whether that's yourself, your kitchen company or an architect.

Delays and mistakes in kitchen planning can be costly. Often your budget will dictate how much project management is needed. If you're buying off the shelf from a DIY store you'd expect to have to employ and coordinate a variety of craftsmen, including builders, plumbers and electricians. A number of mid-price kitchen companies provide fitting services but often you'll have to get them to liaise with other trades for work outside their fitting remit.

Even many bespoke companies will not undertake first-fit electrics or plumbing, so you'll have to take care of these elements yourself. Some of the high-end bespoke companies do offer 'turnkey' services, where they will coordinate all work, but be prepared to pay a premium for this service.

CABINETRY FITTING

Depending on the type of kitchen you've bought, your units will arrive either flat-packed, in which case you'll need to put them together yourself, or they will come with rigid carcasses that the kitchen fitter just places and then adds the doors to. Most kitchen fitters will then install your chosen appliances and connect them to the services created by the plumber and electrician. Many painted kitchens receive their final coats on site, so you should be prepared for the fact that you may not be able to use the kitchen until the paint is dry.

WORKTOP TEMPLATING

The final element in a kitchen is usually the worksurfaces. If you've chosen wood

or laminate in simple lengths then this can more often than not be fitted by a competent DIYer. However, if you've bought stone worksurfaces or anything that needs templating (this means cutting out holes for hobs, sinks, etc) then be prepared to have to wait up to 10 days between the date it's measured up (by the worktop supplier) and the final fitting. Those buying from a mid- or high-end kitchen company will find that most will ensure you have a temporary surface to work on while you wait for your actual surface to be delivered and fitted.



'A kitchen is often only as good as its fitter. Getting a good installer can make the difference between a nice kitchen and a truly fabulous one'

YSANNE BROOKS, EDITOR, *BK*



Good project management is essential for a well-fitted design. Matt lacquer Metro kitchen with composite worktop, Roundhouse. Kitchens start from £25,000

USEFUL CONTACTS

■ Electrical Contractors Association
020 7313 4800
www.eca.co.uk

■ Federation of Master Builders
020 7242 7583
www.fmb.org.uk

■ Gas Safe Register
0800 408 5500
www.gassaferegister.co.uk

■ Royal Institute of British Architects
020 7580 5533
www.architecture.com



for your perfect kitchen™

Buying a new kitchen is a big decision. With so much to think about and so much choice, it can feel bewildering, but Second Nature is here to guide you through every step. Our high quality kitchens are sold through

a national network of independent specialists, who can design, supply and fit your new kitchen at a price you can afford. For the first step towards Your Perfect Kitchen visit www.sncollection.co.uk

**SECOND
NATURE®**

ENERGY EFFICIENCY

The ratings given to electrical appliances, from A++ to G, can be confusing, so it can help to look at them in terms of how much money you can save over a year. 'By upgrading to an A+ or A++ rated model from a less energy-efficient appliance, you can save up to £38 a year on fuel bills,' explains Mark Bristow, managing director at Liebherr. 'Over the 10- to 12-year period you're likely to have your appliance, the saving will cover a replacement.'

SPACE AGE Haier My ZoneAFD626

■ Price: **£700**

■ Dimensions: H180.4 x W63 x D64cm

■ Net capacity: Fridge 160l, freezer 60l, MyZone 37l

■ Features: A third, independently controlled section (MyZone), which can be used as a fridge or freezer between -18 and +5°C. Dynamic Air Flow system evenly distributes air; large amounts of food are cooled with Super Cool

■ Additional functions: Touch-control LCD display, humidity-control vegetable drawer, frost-free, internal LED lighting

Edited choice

FRIDGE FREEZERS

With the festive season fast approaching, now could be a good time to consider upgrading your cooling appliance



f all the appliances in the kitchen, fridge freezers have to be the hardest working – after all, they're on 24 hours a day, seven days a week. While older models can be expensive to run, there's a new generation of cooling products on the market, with energy efficiency very much at their hearts. 'An A+ rated appliance will use 25 per cent less energy than an A rated model,' says Jeff Osborne, sales and marketing director for Haier UK.

While running costs are crucial, other details, such as size, need to be taken into consideration. If space is tight, a reduced-depth design will sit flush with cabinetry – PerfektFit from AEG is one such

example. American-style fridge freezers are ideal for families or people who entertain regularly, as they cut down on shopping trips. 'Consider the food you buy,' advises Simon Plumbridge, senior product manager at Gaggenau. 'If you eat a lot of fresh produce then a 0°C compartment is great for prolonging shelf life.'

Whatever style or size of fridge freezer you opt for, be honest about your requirements – it's about practicality as much as looks.

COOL WAYS TO SAVE

If everyone in the UK upgraded their fridges and freezers to Energy Saving Trust recommended models, around £688 million and the equivalent CO₂ emissions of more than 470,000 homes would be saved*

*Source: energysavingtrust.org.uk

INTEGRATED INSPIRATION Neff CoolDeluxe K834S

■ Price: **£1,750**
■ Dimensions: H177.2 x W55.6 x D54.5cm
■ Net capacity: Fridge 189l, freezer 62l
■ Features: Rapid SuperFreeze, 0°C VitaFresh drawers control humidity, keeping all groceries fresher for longer. SuperCool regulates the temperature when food is placed in the fridge
■ Additional functions: Frost-free, electronic touch control, LED lights, open-door alarm



QUIET COOLING Hoover Dynamic HNC6200W

■ Price: **£499**
■ Dimensions: H200 x W60 x D60cm
■ Net capacity: Fridge 208l, freezer 89l
■ Features: Stay Fresh zone maintains a constant temperature from 0-3°C for chilling meat and fish
■ Additional functions: Frost-free, thick door for quiet operation, 20-hour storage time in case of power failure, salad crisper



SMART SENSORS Samsung G Series RL58GREBP

■ Price: **£699**
■ Dimensions: H192 x W59.7 x D70.2cm
■ Net capacity: Fridge 261l, freezer 115l
■ Features: Multi Flow Cooling ensures even temperature. Fresh Room Zone keeps food fresher for longer. Smart Eco System checks and adjusts humidity and temperature
■ Additional functions: LED display and holiday mode leaves freezer on while fridge is off



MORE FOR YOUR MONEY Hotpoint Combi Quadrio FF4DX

■ Price: **£600**
■ Dimensions: H190 x W70 x D74cm
■ Net capacity: Fridge 295l, freezer 102l
■ Features: Antibacterial protection reduces odours and bacteria. Super Cool and Super Freeze. Two individually controlled salad crispers
■ Additional functions: Holiday mode, 12-hour storage time if power fails



OOH LA LA Aga DXD French door fridge freezer

■ Price: **£2,245**
■ Dimensions: H182 x W90.8 x D70cm
■ Net capacity: Fridge 397l, freezer 160l
■ Features: Freezer drawers. Humidity-controlled crisper keeps fruit and veg fresher for longer. Super Freeze mode
■ Additional functions: Open-door alarm, child lock, LCD display, frost-free, filtered water dispenser, automatic ice maker, touch controls, safety glass shelving



HI-TECH TOUCHES Gaggenau Vario RS 295

■ Price: **£4,800**
■ Dimensions: H178 x W91 x D61.3cm
■ Net capacity: Fridge 320l, freezer 177l
■ Features: Fast freeze. Three climate zones. Integrated fresh cooling zone and even cold-air distribution
■ Additional functions: Frost-free, ice and water dispenser, touch controls



MULTI-ZONE MAGIC Beko GNE114610X

■ Price: **£875**
■ Dimensions: H181 x W92.5 x D74cm
■ Net capacity: Fridge 540l, freezer 155l
■ Features: Blue-light technology allows photosynthesis to keep fruit and veg fresh. Temperature range of -24 to +10°C
■ Additional functions: Frost-free, holiday mode, eco mode, digital display, ioniser keeps circulating fresh air, odour filter



AMERICAN DREAM Liebherr SBSes 7165

■ Price: **£3,499**
■ Dimensions: H185.2 x W121 x D63cm
■ Net capacity: Fridge 483l, freezer 119l, wine store 128l
■ Features: SuperCool. SuperFrost goes to -32°C. Protects frozen food for up to 74 hours during power failure
■ Additional functions: Open-door alarm, frost-free



Family
SIZED

ICE COOL AEG PerfektFit S95500XNMO

■ Price: **£2,499**
■ Dimensions: H185.5 x W110 x D57.5cm
■ Net capacity: Fridge 330l, freezer 208l
■ Features: Dynamic Air technology and even temperature distribution. Quick Coolmatic and Frostmatic function. CleanAir filter absorbs odours
■ Additional functions: Frost-free, holiday setting, touch controls, LCD display, LED lighting, child lock, open door and high temperature alarms, shopping mode



THE NEW AGA TOTAL CONTROL
ON WHEN YOU NEED IT
OFF WHEN YOU DON'T.
The AGA that works to your timetable.

AGA

Total Control



PLEASE SCAN THIS QR CODE
INTO YOUR MOBILE DEVICE

THE NEW AGA TOTAL CONTROL COOKER

With a programmable state-of-the-art touch-screen control panel and independently controllable hotplates and ovens, the new AGA Total Control cooker offers complete flexibility for 21st century living. Available now at your local AGA shop.

agaliving.com
0845 219 0414

We love... ISLANDS

Compact or cavernous, multifunctional or mobile, these central workstations are packed with design ideas to steal

Breakfast bars aren't just for modern kitchens. This **Whitewell island** uses the white shade of the main furniture to emphasise its different purpose, while the oak top echoes the wine storage that flanks it. Kitchens from **Matthew Marsden Furniture** start at £10,000

Whether as a focal point or simply as part of your working triangle, an island is one of the most hardworking additions to any kitchen. As well as being able to instantly transform a room into a welcoming, sociable space, the possibilities are almost endless as to what you can incorporate into them. 'In terms of planning, the island unit is perfectly positioned to

make the most of the working triangle configuration, whereby the fridge, sink and hob are placed in a triangle to reduce traffic flow to a minimum,' says Patrick Gunning, designer at Barnes of Ashburton.

'If you use the island unit to host one or more of these key elements, you can drastically cut down on the distance the chef has to move when cooking.' Additionally, island units are ideal for

dividing space in a room, creating a separate zone for cooking, dining and relaxing.

'Central islands create visual breaks or "full stops" in an open-plan space,' continues Patrick. 'Plus, by incorporating as much storage and as many built-in appliances as possible, the island works on lots of different levels. Many people like the extra worksurface that an island unit provides but often don't appreciate its full potential.'



Mixing materials on an island adds interest and helps to highlight one particular area. Here, a **drum cupboard** made from cat's paw character oak with a walnut chopping block stands out from the rest of the painted kitchen and is the perfect place for preparing food. Prices for a **Davonport** kitchen start at £35,000



Ideal for adding to a country-style kitchen, **Chalon's** new freestanding dining island is a beautifully crafted piece with **matching table**. Available in more than 70 colours with the table in several sizes, each one is made to specification. Shown with an oak top, it costs from £12,000



1



2

1 When only a big workstation will do, ensure you make the most of the space, otherwise you'll end up with a lot of wasted room in the middle. This painted island boasts deep drawers, cupboards, bins, built-under appliances and a neat sink area. **The Chichester kitchen range, available from Neptune, starts at £8,000**


3 Don't feel you have to keep your island the same shape all the way along. Mix it up by adding a lower-level curved cupboard to create interest. This grand, handpainted island has a smaller end cupboard, which echoes the curves used elsewhere in the room. **Similar bespoke Bryan Turner Kitchen Furniture designs are priced from £30,000**

2 A slim breakfast bar lends an extra function to this violet laminate island. Finished in a different colour to the rest of the worktops for contrast, it sets itself apart from the working areas of the kitchen. The surface also extends from the unit and continues down to the floor for a sleek look. **Kitchens from Neil Lerner Solutions start at £14,000**

4 If you don't have to incorporate utilities into your island, why not opt for a freestanding piece of furniture? You can easily reposition it, put it against existing units to extend your worksurface, and you can even take it with you when you move. **This Stenstorp kitchen island in white with oak top costs from £199 at Ikea**



4



3



Creating a multifunctional island needn't blow your budget. This neat unit combines a hob, lowered seating area and warm wooden worktops with glossy black cabinetry, yet an eight-unit **Casablanca** kitchen costs only **£2,404 at Wickes**. Pair with zesty orange accessories to make a style statement



Recessed cabinetry stops this **Mandarin** island from feeling too imposing and is great if you don't need the whole area of the unit for storage. White quartz worktops allow dark flooring to be used without the room looking heavy. This **Crystal** kitchen from Scavolini has glass doors to reflect light. **Price on application**



1

1 Soft rounded columns and bookmatched walnut veneer give this island extra impact. An adjoining breakfast bar has been made from the same composite as the island top, creating a multifunctional unit for food preparation and informal dining, complete with a wine fridge. **A Mowlem & Co design, prices start from £30,000**

2 Island worktops can be any shape and size you want — as long as they're not so large that you can't reach the centre. This striking **Gallery worktop by Barnes of Ashburton** combines maple, walnut, iroko and cherrywood for extra impact. **Prices start from £1,200sq m, and kitchens start at around £25,000**

3 Wine racks are ideal additions to islands as they can be made any size you need. Situated at the end of this island, the rack breaks up the run of walnut and is easily accessible. Mirrored and illuminated plinths give it a modern feel. **Kitchens from Smallbone of Devizes cost from £35,000**

4 Wrapping an island in **Glacier White Corian** all the way round and adding coloured lighting below, has made it appear as though it is floating, which creates a stunning centrepiece. Curved edges and bold colour are a nod to the modern retro look that's currently bang on trend, while a seamlessly integrated sink maintains the sleek lines of the unit. **Corian costs from £310lin m**



2



'Island units provide a place for guests to sit and chat without getting in the way, while children can spend time with their mum or dad as they do their homework'

PATRICK GUNNING, DESIGNER, BARNES OF ASHBURTON



4



3



1



2



'The benefit of a double island is that prep and cooking workstations are separate, which is very practical'

DARREN TAYLOR, SALES DIRECTOR,
SEARLE & TAYLOR KITCHENS AND INTERIORS

1 If your island top doesn't have room for a separate dining area, add an integral dining table to one end. It doesn't have to be huge, as shown by this neat two-seater with a cut-out panel. **This Memphis kitchen by Four Seasons in cream hi-gloss costs from £135 for a 600mm base unit**

2 Double islands are a smart way to maximise workspace without the inconvenience of having to walk round one huge piece. This kitchen from the **Intuo range by Ewe** has its anthracite matt lacquer units tailored for different purposes – one for cooking and one for food preparation, complete with a built-up sink. **This design costs from £25,000 at Searle & Taylor Kitchens and Interiors**

3 Curves add drama to a kitchen. This undulating island not only reflects the concave line of cabinetry behind it but also integrates open shelving. Made from Parapan, the cabinetry has been thermoformed to create its sleek rounded look. **Kitchens by Four Seasons Interiors start from £30,000, 18mm-thick Parapan from £350sq m**

4 Simple and handleless, this Urbo island is not only trendy, but the white matt-lacquer finish helps boost light in this lower ground-floor kitchen. A deep composite stone worktop overhang serves as a subtle breakfast bar, while a hard-working sink area gives it another function. **Roundhouse kitchens start from £30,000**



4



3

PIANO by De Dietrich

Introducing the world's most advanced and versatile 'zoneless' induction hob.

Challenging all previous induction hob concepts, the award-winning *Piano* features total 'zoneless' cooking for up to 5 pans delivering the ultimate in versatility and freedom. Three hob modes; Expert, *Piano* and Solo meet all cooking styles.

FULL 'ZONELESS' INDUCTION COOKING TOUCH AND PLAY...

The intuitive interface on the full colour TFT screen is simple and easy to use. Individually control time and temperature for each pan with an effortless touch.



DTiM1000C 93cm Piano Induction Hob delivers full zoneless cooking for up to 5 pans



Visit De Dietrich at Grand Designs NEC to play *Piano*.

De Dietrich

Contact De Dietrich to book a *Piano* lesson
www.dedietrich.co.uk/piano



Kitchen FACT FILE

THE FAMILY Lisa Rothwell and husband, Neil, a trading manager for a bank. They live with their two sons, James, 16, and Jack, 14

THE HOME A five-bedroom, 1930s house in West Sussex

THE CABINETRY Bookmatched olive ash veneer furniture from the Manhattan range, with Anthracite Parapan units

PRICE GUIDE

£30,120

for a similar Great British Kitchens
& Interiors design, cabinetry only

Let the LIGHT IN

Advice from the OWNERS

DO think about your flooring carefully. I love the colour of the Porcelanosa floor tiles but they show up every footstep and mark, so need constant cleaning.

DON'T leave your electrics until the last minute. Make sure that they are well thought out beforehand because they're so important when you consider that everything from cooking and watching TV to using the phone and playing music takes place in the kitchen. Also, once all the surfaces, such as the worktops and flooring, are installed, you can't easily pull them up again to make alterations.

DO reuse what you can. We saved money by using the Corian worktops from our old kitchen in our new utility room.

SPACIOUS EXTENSION

To maximise light in the new extension, Sunflex folding doors from IDSystems run the entire length of the back wall. A variety of glossy surfaces and walls painted in Dulux Trade White also contributes to the room's bright, welcoming feel

Natural materials, hi-gloss units and an airy extension have given the Rothwells a clean contemporary space that works for all the family

FEATURE JO MEARS • PHOTOGRAPHY DAVID STILL

PREPARATION AREA

The central island was one of Lisa's must-have items as she'd felt isolated from the rest of the family when preparing meals in her old kitchen. The generous unit, encased in striking olive ash veneer, provides plenty of worktop and storage space, and houses an induction hob with a state-of-the-art Miele extractor above



When Lisa and Neil Rothwell moved into their house in West Sussex 12 years ago, they immediately replaced the existing kitchen with a Shaker-style design. However, after years of wear and tear, it desperately needed replacing. 'I wanted to change the location of the kitchen as well, because the room was situated at the front of the house, which is dark with no view, and I felt cut off from the rest of the family,' explains Lisa.

So the couple decided to embark on major renovation work to achieve a more practical layout. 'We wanted to open up the back of the house, where there had been a dining room, and extend outwards,' says Lisa. 'Then

install bi-fold doors along the back wall to make the most of the views outside.' Lisa and Neil also realised that if they knocked down the garage at the side of the house, they could create a den for their teenage sons, plus a spacious utility room and WC.

DESIGN INSPIRATION

Architect David Jenkins drew up plans for the extension and local firm Town & Country Construction carried out all of the building work. 'It took more than six months to complete,' Lisa sighs. 'But it all went smoothly as I was very careful about choosing the builders, who were recommended by friends.'

However, one problem they did have to address was what to do with a



OWNER'S TIP *'I kept accidentally activating the self-opening cabinetry doors and drawers, especially while working at the island. So instead I fitted them with simple metal tab handles, which are subtle enough not to be noticed'* **Lisa Rothwell**



COOKING ZONE

Two single ovens and one combi oven, all by Miele, built into a bank of glossy grey anthracite Parapan units were a necessity, as Lisa often cooks for large numbers. Chrome accessories, including a futuristic Alessi fruit bowl, complement the contemporary scheme

DEEP DRAWERS

An assortment of storage options are provided within the long sink run, including a bespoke drawer for tall vases. The large floor tiles are from Porcelanosa



ISLAND UNIT

All cooking utensils are conveniently stored in the island. The brushed metal tab handles, sourced by Lisa, are a discreet and practical addition



SINK RUN

The integral one-and-a-half-bowl sinks are made from a single piece of Corian and have no joins for dirt to get trapped in, making them easy to clean



RELAXED SPACE

The Rothwells have created a space that's great for hanging out together in and entertaining guests. A Kartell dining table from Utility and white leather armchairs from Heal's add a retro touch

*'The **OLIVE ASH VENEER** of the units was **GRAIN MATCHED** so that the wood detail **FLOWS SEAMLESSLY** across each piece'*

supporting beam inconveniently sited in the middle of the room. After much deliberation, the couple came up with the novel idea of cladding it in white Corian, thereby transforming it into an attractive feature. A chimney breast was also hidden inside a false cupboard to stop it from disturbing the flow of units.

The task of finding the right kitchen company for the job was made easy thanks to a friend recommending Great British Kitchens & Interiors. 'Neil and I had already worked out exactly what we wanted from our kitchen and the team just seemed to be able to translate our ideas successfully into reality,' says Lisa.

The couple were keen on an ash veneer finish they'd seen in Great British Kitchens & Interiors' showroom and used it for a stunning wall unit and generous central island. 'I've always had my eye on an island because I wanted to be able to prepare food and still be with the family,' explains Lisa. Sleek anthracite units and slate-coloured porcelain floor tiles, inspired by the property's grey exterior brickwork, add contrast while white Corian worktops complement the ultra-modern scheme.

When it came to appliances, Lisa had her heart set on three built-in Miele ovens as she often entertains family

and friends. A good-quality coffee maker was also on her list and she canvassed friends before deciding which model to go for. 'I wanted one that made delicious coffee and didn't get all messy and so I tried out the Miele machine in their showroom and was very impressed with it,' she smiles.

Great attention was also paid to lighting and a Lutron system – which features controlled scene setting that enables the family to have both dark and light areas – was installed. 'We wanted the kitchen to be the social hub of the house and a family space with a big flatscreen TV, music system and plenty of comfortable chairs,' Lisa adds.

FINAL RESULT

Once everything was completed, the Rothwells celebrated by throwing a party. 'It all worked out brilliantly and the kitchen is everything we'd hoped for,' says Lisa. 'But it isn't just good for parties, it's lovely to be in all day long.'

The adjoining den also turned out to be a big hit with James and Jack, as they have a full-size pool table in there and plenty of room for sleepovers with friends. 'They love it – plus they can easily nip next door to the kitchen to raid the fridge,' laughs Lisa. 📺

SHOP THE LOOK

CABINETRY

■ Bookmatched olive ash veneer cabinetry from the Manhattan range with anthracite Parapan units from Great British Kitchens & Interiors. Prices for a similar kitchen, cabinetry only, start from **£30,120**

WORKSURFACE

■ Glacier White Corian. Price per sq m **£400**

FLOORING

■ Avenue Black Nature porcelain tiles, Porcelanosa. Price per sq m **£46.80**

APPLIANCES

- Built-in single oven, Miele **£3,200**
- Built-in single oven, Miele **£2,000**
- Built-in combination oven, Miele **£1,320**
- Five-zone induction hob, Miele **£2,200**
- D Vario island extractor hood, Miele **£3,100**
- Built-in warming drawer, Miele **£650**
- Built-in coffee machine, Miele **£1,300**
- Fully integrated fridge, Miele **£1,120**
- Fully integrated fridge freezer, Miele **£1,400**
- Built-in wine cooler, Caple **£1,263**
- Fully integrated dishwasher, Miele **£900**

SINKS AND TAP

- Glacier White Corian one-and-a-half-bowl sink, as integral part of worktop **£187**
- Single-lever mixer tap with pull-out spray in stainless steel, KWC **£542**

FINISHING TOUCHES

- Sunflex thermal folding doors, IDSystems, total cost **£21,000**
- White leather armchairs, discontinued. For similar, try Spin Chair, Heal's, each **£1,390**
- Kartell Max dining table, Utility **£993**
- Soffio dining chairs, Heal's, each **£275**
- Tufted rug, Stepevi **£1,100**
- White matt emulsion, Dulux Trade. Price per 5 litres **£50.48**

FOR STOCKISTS, SEE PAGE 142

PRENTICE

FURNITURE



Purveyors of Quality Bespoke Furniture

Call +44 (0) 1827 287387 or visit our website www.prentice.co.uk



clever storage

by Kesseböhmer



To see more Clever
Storage ideas visit
clever-storage.co.uk

'I'm a great believer IN USING LOCAL CRAFTSPEOPLE'

Bryony Johnstone found that using a bespoke cabinet-maker helped to create her perfect kitchen – on a budget

FEATURE SARAH BOLTON • PHOTOGRAPHY MARK BOLTON

Kitchen FACT FILE



THE FAMILY Bryony Johnstone and her partner Simon Barnes. Bryony is a franchisee in a company called Water Babies and teaches babies to swim. They live with Bryony's son, Benji, 13, and Tibetan terrier Alfie

THE HOME A Victorian terraced house in Bristol
THE CABINETRY Existing Ikea carcasses updated with bespoke, clear-varnished plywood and glazed doors

PRICE GUIDE for a similar kitchen
by Ryan Broom,
cabinetry only
£3,000

Recycled carcasses with varnished plywood doors help create the industrial feel that Bryony was after

STYLISH SOLUTION BUDGET REFRESH



ADVICE FROM THE OWNER

- Use Gumtree or similar to recycle your old kitchen. It was a very simple process, and the family who took away my old doors and worksurfaces were really pleased with them.
- Visit reclamation yards, charity shops and car-boot sales for bargain pieces.
- Play around with accessories – I used pretty touches to soften the industrial-style cabinetry.
- Incorporate heirlooms – if you've got lovely things, it's a shame not to show them off.
- Don't be too rigid with your plan; let things evolve and develop as you go along.

Tired of her dated scheme, Bryony Johnstone decided to keep her kitchen carcasses and replace the doors and worktops, for a new look on a budget. Here, she explains how she did it...

What was the kitchen like before?

It had shiny, speckled-granite worktops and beech Kvadrat doors from Ikea – and lots of them! While the layout was perfectly functional, it felt too busy and the tall wall cabinets gave it a slightly oppressive feel. The kitchen was here when we moved in, and we lived with it for six years.

What did you want to change the most?

I wanted to open up the space and take advantage of the natural light. It's a lovely, sunny room but somehow it always felt rather dark and gloomy. I was also really keen to have lots of open shelving space to display my collection of inherited and junk-shop finds.

Why did you go for a bespoke kitchen rather than off-the-peg?

I'm a great believer in using local craftspeople if I possibly can. I knew I was going to keep the basic layout of the existing kitchen and thought



that it was definitely worth getting a quote before I headed off to the high street. I also knew that as I was keen to incorporate lots of recycled pieces, it would be much easier to consult an independent kitchen maker who would be able to take that on board. I'd seen a kitchen that Ryan Broom had designed for a friend and was really impressed. He'd already built a log-store cupboard in the sitting room and it seemed natural to ask him if he had any ideas for revamping the kitchen.

Did you have a particular style in mind?

I wanted the new scheme to fit in well with the rest of the house as I like rooms that flow easily from one to another without the sense that each one is a self-contained box. I decided to have a slightly industrial look in the kitchen, with lots of reclaimed elements, but at the same time I liked the idea of making it feel warm and homely by using vintage crockery and inherited pieces of furniture, such as my auntie's dresser.

Did you do any of the work yourself?

As Ryan was the expert I pretty much left it up to him. He did involve me at every stage, though, so it wasn't like a makeover show where you



Ryan made the wall cabinet doors from window frames that he found in a skip. He rubbed them down and fitted them with ceramic knobs from Nkuku



Bryony inherited the freestanding dresser and uses it to display favourite pieces and cookbooks

3 GET THE LOOK Painted dressers

THE KITCHEN DRESSER COMPANY
This beautifully crafted Wainscot dresser can be made to measure and costs from £1,795



SWEETPEA & WILLOW
This carved, French-style dresser is painted in antique white. H217 x W120 x D51cm, £695



NEPTUNE
From the Chichester range, this glazed rack dresser measures H209 x W106 x D49cm and costs £1,350



OWNER'S TIP

'Don't be scared to approach a bespoke kitchen-maker. Give them your budget and see what they come up with – you'll get a much more individual look'

just come home and it's all done. He was completely unfazed, too, when I changed my mind or wanted to add things. He also had some great ideas that I was happy to incorporate, and I loved the way he felt passionately about using reclaimed materials.

Were the recycled elements your ideas or Ryan's?

Having had overbearing wall cupboards previously, I didn't want to have too much cabinetry above the worktops. However, I

didn't want to lose valuable storage space either, so Ryan suggested that using recycled, glazed cupboards and open shelves would be a good compromise.

Why did you choose the plywood finish for your doors?

They were cheap to make and while they do have a clear varnish to stop them becoming too marked, they suit the industrial style. I wanted them to be functional and not too obtrusive. I'm more keen on the display

shelves where I can indulge my love of Orla Kiely kitchenware.

What was your best buy?

I love the concrete worksurfaces, although they were quite problematic to install – unwieldy and needing really precise work. It's worth it, though, as the finished look is even better than I expected.

You've kept the existing flooring – will you replace it later?

I'd never really liked it, but felt that on my budget and as it was

perfectly serviceable, I couldn't afford to change it. Ryan used the darker tiles as inspiration for a colour for the blue walls, and now everything's finished I can see that it suits the style of the room.

Are you pleased with the finished result?

I'm really delighted with it, and it's made the whole house feel complete. An added bonus is that I'm now enjoying cooking again and we're spending much more time in the kitchen as a family. 



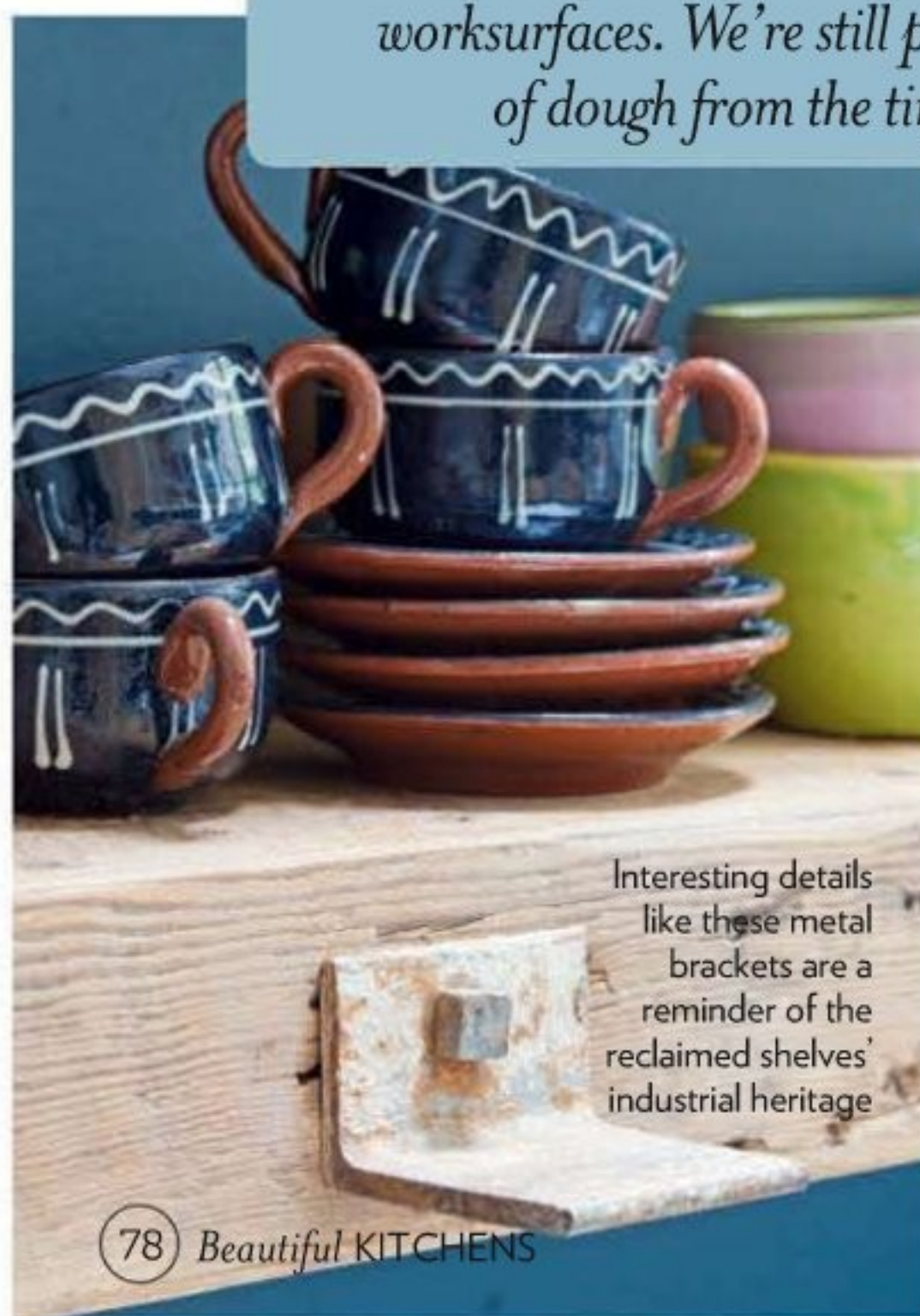
A table at the edge of the kitchen area is the perfect place for Bryony to work and for family meals




Pretty crockery set against bare wood and distressed paintwork results in an attractive, shabby chic look

'I WISH I'D KNOWN...

...that I'd need to use a pastry board to protect the worksurfaces. We're still picking out microscopic pieces of dough from the tiny holes in the concrete'



Interesting details like these metal brackets are a reminder of the reclaimed shelves' industrial heritage



Ryan made the towel rail from a length of scaffolding pole and fittings from a builders' merchant

SHOP THE LOOK

CABINETRY

■ Varnished plywood and glazed doors by Ryan Broom. Price for a similar kitchen, cabinetry only, start from **£3,000**

WORKSURFACES

■ Moulded concrete coloured with black dye. Price per linear m, from **£180**

FLOORING

■ Existing quarry tiles. For similar, try Topps Tiles. Price per sq m **£31**

APPLIANCES

■ Range cooker in stainless steel, for similar, try Smeg **£988**

■ Splashback in stainless steel, for similar, try Smeg **£190**

■ Existing chimney extractor hood in stainless steel. For similar, try the Luftig, Ikea **£179**

■ Freestanding fridge freezer, for similar, try Bosch **£461**

■ Freestanding dishwasher, Siemens **£660**

SINK AND TAP

■ Mythos undermounted one-and-a-half-bowl sink in stainless steel, Franke **£654**

■ Curve inset monobloc mixer tap in brushed steel, John Lewis **£163**

FINISHING TOUCHES

■ Reclaimed timber shelves, Wessex Reclamation. Total cost **£70**

■ Antique pendant light, for similar, try the Harrow, Willow & Stone **£65**

■ Dresser, for similar, try Bramley Large dresser, Laura Ashley **£1,120**

■ Attest handles, Ikea, set of two **£2**

■ Grundtal undercabinet lighting, Ikea, from **£26**

■ Ceramic knobs, Nkuku, each **£4.95**

■ Wood letters, Nkuku, each **£12.95**

■ Crockery, Orla Kiely. A mug costs **£8**

■ Buttermilk emulsion, Dulux.

Price per 2.5 litres **£17.50**

■ Pavilion Gray emulsion, Farrow & Ball.

Price per 2.5 litres **£29.50**

■ Hague Blue emulsion, Farrow & Ball.

Price per 2.5 litres **£29.50**

FOR STOCKISTS, SEE PAGE 142



Britain's No.1 range cooker

When you have a Rangemaster at the heart of your kitchen, your kitchen is always the heart of the home. That's why you'll find a Rangemaster in more homes across Britain than any other range cooker. Traditional or contemporary, like this Excel 110, gas or electric, even energy-efficient induction hobs. There's a Rangemaster for everyone. There's also a choice of fridge-freezers, dishwashers and kitchen sinks too. So however you look at it, **Rangemaster is at home in any home.**



Search Rangemaster UK

Call 0870 789 6110

Visit rangemaster.co.uk

MARKED contrasts

Dalia and Mike Levy combined dark and light units to create a sophisticated kitchen with striking good looks

FEATURE LINDA PARKER • **PHOTOGRAPHY** JAKE FITZJONES



CONTEMPORARY
DESIGN

The Ebony Macassar recessed panels and matching units work perfectly with the hi-gloss lacquer cabinetry in Antique White, all by Neil Lerner Designs



Kitchen
FACT FILE



THE OWNERS Dalia and Mike Levy are property developers and have three children, aged 21, 20 and 17
THE HOME A re-modelled house in north London, built about 50 years ago
The Cabinetry Emotion-ART hi-gloss lacquer cabinets in Antique White with Ebony Macassar hi-gloss, wood-veneered units

PRICE GUIDE
£23,000

for a similar Neil Lerner Designs
kitchen, cabinetry only

When Dalia and Mike Levy decided to invest in a new kitchen, they had the luxury of working with an empty space as they had gutted the house completely. Mike has been a property developer for many years and Dalia works alongside him on some of the design processes, so together they embarked on their new project with confidence.

'We both have lots of experience of renovating properties and we work well

as a team,' says Dalia. 'Mike had a clear vision of what he wanted to achieve for our kitchen and his ideas played a big part in the end result. Luckily, we agreed on most things as we both know what the other likes.'

STARTING FROM SCRATCH

Having worked with Neil Lerner Designs on other projects, the couple were only too happy to work with one of its designers Rob Hodge on their own kitchen. 'We were involved in the project from the beginning,'

says Rob. 'The original kitchen was much smaller, so it was opened up to create a larger area. The beauty of this project was that we knew electric and water supplies could be positioned wherever we needed them. We were also able to specify stud work and ceiling boxing, and figure out where we wanted to put the ducting for the ceiling extractor before we started on the kitchen design itself — which means a much neater job.'

It's clear this kitchen benefits from those advantages, with the cabinetry fitting in ►



ISLAND UNIT

On one side of the island, the Blizzard CaesarStone worktop overhangs, creating a breakfast bar and additional eating area. The Low-back Loop bar stools are from Dwell

Why we love OUR KITCHEN

THE FRIDGE It's amazing! This Gaggenau model looks really sophisticated and is simple to use. Plus it has masses of space and everything is within easy reach.

ITS SIZE We can entertain friends and family in here, and there's also plenty of storage and working space.

THE APPLIANCES Neil Lerner advised us to look at Gaggenau's range, which is high-spec, and we were happy to invest. We're thrilled with them all.

CEILING EXTRACTOR

The ducting for the WS Westin extractor hood has been hidden in a boxed-in unit that sits above the breakfast bar. Recessed downlighters illuminate it at night

*'The **WORKING TRIANGLE** is very important. We made sure we could reach the **SINK**, **OVEN** and **HOB** comfortably'*

INSPIRED DESIGNS GLOSSY VENEER

DESIGNER'S TIP

'Extra lighting creates a soft glow and cosy atmosphere. I added LED strip lighting in the corners of the recessed Ebony Macassar panelling, an LED strip light around the breakfast bar, and lighting in and under cupboards'



CHROME DETAILS

Plug sockets in chrome were chosen to match the small appliances displayed on the worktop



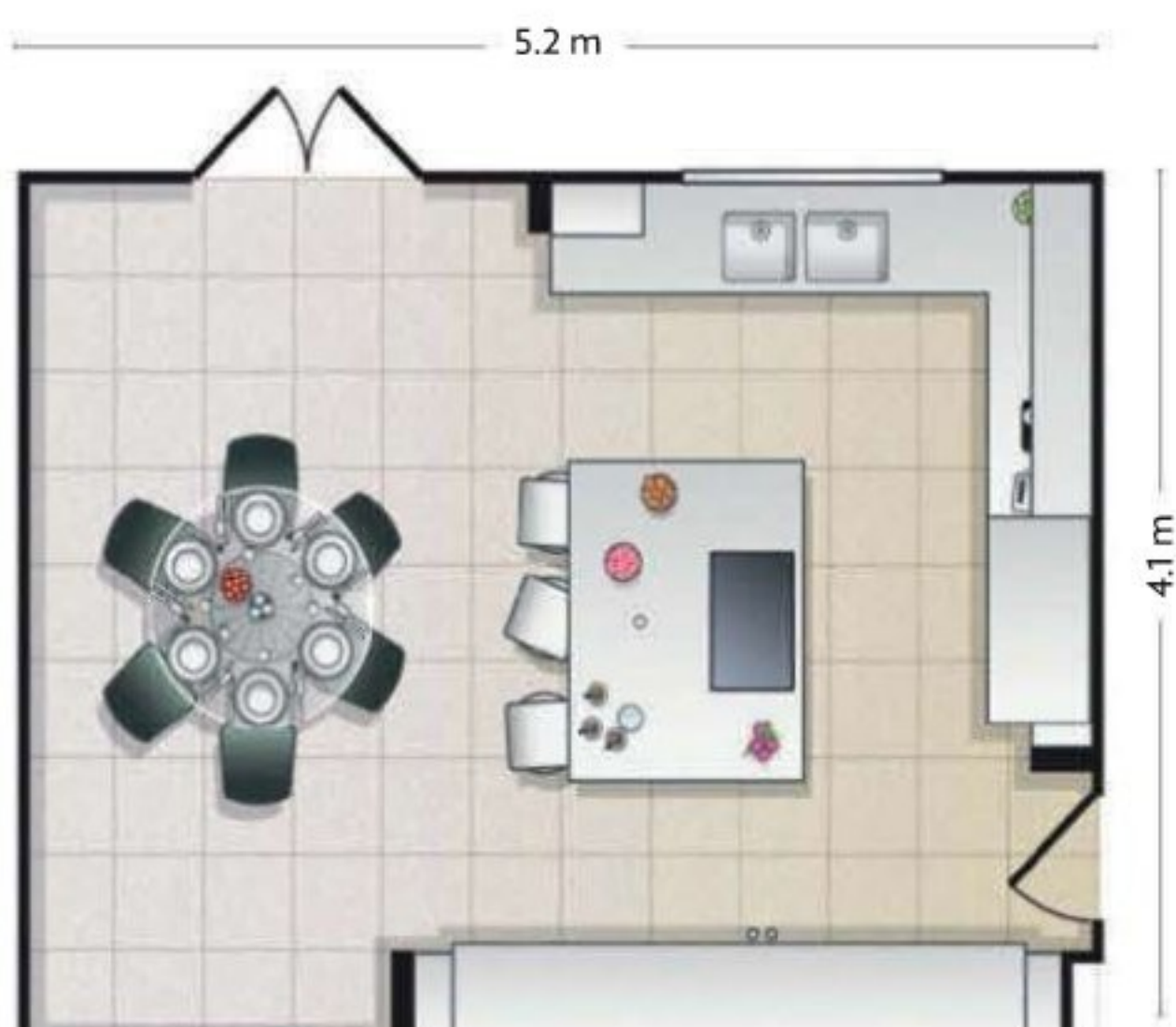
ISLAND STORAGE

Extra deep drawers in the island have sides lit by LEDs so their contents are clearly visible



APPLIANCES

Set into the island is one of three ovens, along with a four-zone induction hob, both by Gaggenau. On either side, deep drawers keep pots and pans within easy reach





STORAGE

Two pull-out larders flank the single ovens and warming drawer, all by Gaggenau

GREAT IDEA CLEVER LIGHTING

Adding LED strips to the interior of these drawers makes it easy to see the contents at a glance

elegantly and looking refined. For example, the Ebony Macassar recessed, veneered panels surrounding the cabinets emphasise the neatness of the new studwork.

ATTENTION TO DETAIL

'All the structural work had to be millimetre perfect,' explains Rob. 'We liaised with the contractor a lot so he knew what we needed. Tricky details involved the flyover boxing above the window that dictated the thickness of the studwork that reached up to the ceiling, which in turn dictated the height of the tall units.' Thankfully, years of experience ensured that best results were achieved.

The kitchen also needed to be kosher – Jewish dietary laws require the separation

of meat and dairy products, so Rob's design had to work around a strict appliance list. The kitchen plan had to accommodate two dishwashers, two large sinks and three ovens, as well as ample storage for keeping two sets of cookware and dishes separate.

While practicality was a priority, it was also important to the couple that the kitchen was beautiful. The combination of Antique White lacquered units and the darker Ebony Macassar veneered cabinets is a classic combination, providing a simple but attractive colour palette that won't date, but which is also modern in its feel. 'We wanted the room to have an impact on anyone entering it,' says Dalia. 'In our minds, it had to have the wow factor.'

SHOP THE LOOK

CABINETRY

■ Emotion-ART hi-gloss **lacquer cabinetry** in Antique White with Ebony Macassar hi-gloss, **wood-veneered units** by Neil Lerner Designs. Starting price for a similar kitchen, cabinetry only £23,000

WORKSURFACES

■ 20mm **Blizzard CaesarStone**. Price per sq m £700

SPLASHBACK

■ 6mm toughened **white glass**. Price per sq m £350

FLOORING

■ Porcelain **tiles**, for similar, try Arena Bianco, Elite Tiles & Interiors. Price per sq m £34

APPLIANCES

- Built-in **single oven** in stainless steel, Gaggenau £4,687
- Built-in **single oven** in stainless steel, Gaggenau £3,062
- Built-in **steam combination oven**, Gaggenau £2,950
- Four-zone **induction hob**, Gaggenau £1,652
- Ceiling **extractor hood** in stainless steel, WS Westin, from £1,351
- Built-in **warming drawer**, Gaggenau £718
- Integrated **fridge**, Gaggenau £4,713
- Integrated **freezer**, Gaggenau £3,603
- 2 x fully integrated **dishwasher**, Gaggenau £1,072

SINKS AND TAPS

- 2 x BlancoClaron undermounted **single-bowl** sink in stainless steel, Blanco, each £528
- BlancoQuadris-S top-lever **tap** with pull-out spray in chrome, Blanco £648
- Basic **boiling-water tap** in polished chrome, Quooker £830
- Evolution 200 **waste disposal unit**, In-Sink-Erator £350

FINISHING TOUCHES

- Low-back Loop **bar stools**, Dwell, each £99
- **Dining table**, for similar, try double extending glass dining table, Dwell £449
- **Chairs**, for similar, try Straight-back chair, Dwell, each £59
- **Coffee maker**, The Coffee Machine £795

PERFECT FAMILY SPACE

The new design has ticked all the right boxes for Dalia and Mike, who are both extremely proud of what they've achieved. In fact, Dalia happily admits to spending most of her time in the kitchen, especially in the summer when the doors to the garden can be thrown open, creating an enjoyable space to work.

'As I was choosing everything, I knew I wanted it to be my dream kitchen, and that's exactly what we have,' says Dalia. 'It's a very practical room but it's also a nice sociable area where the family feels comfortable. It's big enough to entertain in, there's plenty of storage and working space, and when the children are home we all gather around the island. To me, it's the best room in the house.'

Edited choice

SLOW COOKERS

Add your ingredients in the morning, then come home to a delicious, fuss-free dinner



FOR SMALL HOUSEHOLDS
Two Person Crock-Pot, Currys
■ Price: **£19.99**
■ Capacity: 2.4 litres
■ Settings: High and low
■ Perfect for one or two people, this compact design, with a white finish, has a glass lid and a removable stoneware pot, both of which are safe to go in the dishwasher. The pot is oven-safe, too

GREAT FOR FAMILIES

Prestige 54878

■ Price: **£50**
■ Capacity: 6.5 litres
■ Settings: High, low and auto
■ The ceramic pot is removable and has a larger capacity that lets you cook extra for freezing. The auto function switches from high to low automatically – ideal when you're out all day



MULTI-TASKER

Morphy Richards Flavour Savour

■ Price: **£89.99**
■ Capacity: 4.5 litres
■ Settings: High, medium and low
■ As well as allowing you to slow cook for four to 10 hours, this model also has a browning function, so you can seal meat in its pan then use the fast-stew feature to cook a casserole in 90 minutes



FOR HOBBS, TOO

Crock-Pot Sauté, John Lewis

■ Price: **£44.95**
■ Capacity: 4.7 litres
■ Settings: High, low and warm
■ This brushed-steel model has a removable stoneware pot that you can use on the hob before slow cooking. The pot is also safe to go in the oven, microwave, fridge, freezer and dishwasher



SIMPLE TO CLEAN

Russell Hobbs 18224

■ Price: **£39.99**
■ Capacity: 6.5 litres
■ Settings: High, warm and low
■ This large-capacity slow cooker, which holds enough to serve up to six people, has a digital control with timer, a stainless-steel outer and removable pot with tempered glass lid. Both the pot and lid are dishwasher-safe



ALL-ROUNDER
Lakeland 12921
■ Price: **£30.99**
■ Capacity: 3.5 litres
■ Settings: High, low and auto
■ Choose from settings for quicker or slower cooking, plus auto to keep food at serving temperature. The element encircles the pot for even cooking. It has a brushed-chrome body, cool-touch handles and glass lid

COMMUTER CHOICE

Cuisinart Cook & Hold

■ Price: **£59.99**
■ Capacity: 3.8 litres
■ Settings: High, low and hold
■ When the set cooking time of one to eight hours is up, it automatically switches to hold to keep the food at serving temperature. The pot lifts out to take to the table



STYLISH FINISH

Cooks by Gordon Ramsay, Tesco

■ Price: **£44.99**
■ Capacity: 4.7 litres
■ Settings: High, low and warm
■ A good-looking choice with digital programming for accuracy and to control timings, and a neat display. The stoneware cooking pot is removable, and the glass lid lets you check progress



HANDY FEATURES

Rosemary Conley

■ Price: **£34.99**
■ Capacity: 3.5 litres
■ Settings: High, low and keep warm
■ The removable ceramic cooking pot has cool-touch handles so it can be carried to the table. It can also be stored in the fridge, and is dishwasher-safe. The glass lid has a handy clip-on spoon ready for serving



ADJUSTABLE SPEED

Breville VTP041

■ Price: **£29.99**
■ Capacity: 4.5 litres
■ Settings: High, low and auto
■ The auto function starts on high then reduces the temperature to cook your meal in slightly less time than the low setting, but it's still effective for budget cuts of meat. The wrap-around element ensures even heat

Good
VALUE

WHY GO SLOW?

■ Slow cookers can save money as they use little energy and enable you to use cheaper cuts of meat, which benefit from long, slow cooking. They're also good for dishes made from inexpensive veg, lentils and beans (if

using dried, they must be soaked and boiled in the usual way). They're low effort, too, as there's no need to stir, but you'll need to get your dish ready in the morning if you want a meal waiting for you at the end of the day.
■ Generally, you can choose a lower heat for around eight to 10 hours, or higher for around

three to five hours. Cheaper cuts of meat will become meltingly tender on low; a whole chicken cooks in five to six hours on high.

■ You may need to adjust the amount of herbs and spices you usually use, as slow-cooked dishes can be more bland. Nutrients can also be lost, but blanching vegetables first will help.

NOTHING ORDINARY



The must have Mercury range cookers deliver the perfect fusion of uncompromising quality, innovative design and performance. Intuitively designed and paying meticulous attention to detail, the vibrant colours and cutting edge design add a bold statement to any stylish kitchen. For further information please call 08707 561236.

www.mercuryappliances.co.uk

Part of the **AGA RANGEmaster** Group

MERCURY

DESIGNED FOR PERFECTION



GREAT IDEA

NEED HELP HANGING YOUR PAPER?

Contact your nearest B&Q for details about attending one of its wallpapering workshops

Edited choice BOLD WALLPAPER

A feature wall in a kitchen can turn a dull eating space into a stylish dining area. Here's our pick of the latest designs

There are several practical things to consider when wallpapering in a kitchen. Some papers are purposely designed for a cooking environment, but the general rule of thumb is that it's better to keep any wallpaper away from direct heat and water sources.

WHERE TO PAPER

Choose a feature wall – one without too much furniture standing in the way is the perfect place to create a

FEATURE EMMA MORTON-TURNER
PHOTOGRAPHY GLEN WILKINS CHAIR
STYLIST'S OWN BRISSI CUP, WILD AND
WOLF DREYFUSS PHONE JOHN LEWIS



feature wall. Often this is the first thing you see when you walk into a room.

CHOOSING A PATTERN

Take into consideration the room's size, what style your cabinets are, and whether the wall forms part of a kitchen-diner. Discreet patterns will add texture without dominating a scheme, but don't be afraid of oversized motifs. Even in small spaces, it sometimes pays to be brave and go for that eye-catching design.

FOR STOCKISTS, SEE PAGE 142

1 A fabulous example of Swedish floral design, **Amelie**, £63 per roll, from the Cecilia collection by Sandberg, is distributed exclusively in the UK by Little Greene

2 With its nostalgic images of period fashions, **Pimlico**, £32 per roll, Laura Ashley, is available in Pink (shown) or Black

3 Bold and beautiful, **Pergola** in Teal, £42 per roll, Clarke & Clarke, is also available in eight other striking colourways

4 Kirstie Allsop's **Blush** is influenced by her passion for vintage design. Priced at £19.98 per roll at B&Q, it is available in Pink/Blue (as shown) and Lilac/Cream

5 Featuring a classic brocade pattern, **Crivelli Rose**, £70

per roll, from the Broccato Papers collection at Farrow & Ball, comes in 10 colourways, including Purple, shown here

6 Inspired by the trees in London's Regent's Park, **Cardoon**, £90 per roll, is handmade by Hugh Dunford Wood

7 Saucy 1950s **Housewives**, £82 per roll, Dupenny at Bouf

8 Striking but simple, **Key Muses** flock, £75 per roll, Marcel Wanders for Graham & Brown, is for the open-minded

9 With its subtle foliage embossed on glossy paper, **Tivoli**, £38 per roll, from Linwood's Watercolour Trees collection, is available in 10 colourways, including this Basswood

10 Quirky and fun, **Briar Owl**, £75 per roll, Abigail Edwards, is available in Silver (as shown) or a regal Gold

Beautiful
KITCHENS
SPECIAL REPORT

WINTER WARMERS

There are many heating options available for the kitchen, from invisible **underfloor heating** solutions to eyecatching stoves and radiators, which can become a real **statement feature** in the room. It all depends on the extent of the refurbishment as to which one will be best for your new kitchen. If it's a complete new-build, or a new extension, then the choices are much more flexible than if it's a **revamp** of an existing room. It's always a juggling act, though, and it's vital to take professional advice from your kitchen designer and, for **larger projects**, from the architect or designer and building professionals involved. There are **specialist organisations** to help homeowners find electrical installers and heating and ventilation engineers – remember that for a new conservatory or glazed extension, ventilation is just as important as heating. If your plans include the installation of a **modern fire** or **heating stove**, you'll need to consult not only a fires or stoves specialist, but also certified installation professionals according to the type of fuel that will be used – solid fuel, wood, gas, LPG or oil.



DID YOU KNOW?

Strict Building Regulations govern the position of fires and stoves in rooms with a mechanical extractor and on the position of the flue

Holloways of Ludlow made-to-measure kitchens can include interesting features, such as this bespoke focal-point fire, part of an overall kitchen project designed in partnership with architects Hackett Holland Ltd. Kitchens are from £25,000

FAST FACT

The usual method for working out the heat output needed is the volume of the room in cubic metres divided by 14, to give the kW output required



Most problems when stoves are being used are caused by damp wood. It's vital to use wood with a maximum of 20 per cent moisture content, so use a Moisture Detector and store wood in a covered place'

TONY INGRAM, TECHNICAL SERVICE MANAGER, MORSØ



Striking Agorafocus suspended steel solid-fuel fire with all-round viewing window – it can also be installed on a pedestal. From around £7,769, from Diligence Fires



STOVES & FIRES

A stove or fire can provide extra, controllable heat for larger kitchen-dining-living spaces, adding a cosy focal point to a room where the family might gather to eat, cook and socialise. Sophisticated technology now means that there is a fire or stove to suit any location – whether it's an internal or exterior wall, or the centre of the room – and for a wide range of fuels.

THINK DIFFERENTLY

Stoves can be powered by solid fuel (ie coal or smokeless fuels), wood, oil, gas, biomass, LPG or electricity. Multi-fuel models can burn wood, coal or smokeless fuels. For a more formal look, perhaps for between the living/dining area and the kitchen, think about a modern fire. There are solid-fuel, wood, gas, electric and gel fires

available, including flueless models. Move away from the classic mantelpiece and hearth with fuel basket and explore wall-mounted or recessed modern fires, perhaps with a gas burner and dramatic firebed consisting of pebbles, geometric shapes, or steel abstract designs built around a discreet gas burner. For larger spaces, consider an eye-catching steel stove suspended from the ceiling, such as the striking designs from Diligence Fires.

HOW HOT?

The heat output required will depend upon room size, whether it's a primary heat source and other sources of background heat (such as radiators or underfloor heating). The retailer can advise on the best size/model for the room, with some designs available in several heat outputs. ▶

FUEL TYPES

Stoves are generally made from pressed steel or cast iron, and many people refer to them as 'wood burners' or 'log burners', although there are multi-fuel models that can burn both wood and solid fuel. With a multi-fuel model you'll need to put in a riddling grate when burning coal/solid fuel and remove it when burning logs, which burn best on a bed of ash. If you live in a smoke-control area and want to burn logs, then you'll need a Defra-approved stove – such as the 7600 series from Morsø. For a fuss-free option, choose a gas model, such as those from Yeoman and Gazco.

1 Vintage 30 high-efficiency wood-burning stove in Anthracite finish, also available in White Enamel. From £1,595, by Dove

2 Firescheme fires are individually designed to suit the room layout; they can be adapted from existing Platonic

fire designs and can incorporate the unique Platonic firebeds to disguise the gas burners. From £1,850

3 Smeg's L30FABRE is a flueless landscape gas fire (it can also use LPG). Available in Red, Black, Cream, Silver, Blue, Pastel Blue and Pink, from £540

4 The new S10 steel multi-fuel stove from Morsø is an efficient, freestanding, glass-fronted model, from £1,520

5 The New York Empire fire by Decoflame burns carbon-neutral bioethanol fluid made from sustainable sources. It needs no flue or chimney, and

bioethanol fuel is available online and from fireplace showrooms. From £1,705

6 The Hwam Monet stove from Euroheat is a circular wood burner, with a soapstone stop plate. The drawer conceals the ash pan and there's also a space for log storage. From £2,800





UNDERFLOOR HEATING

Underfloor heating is very often the first choice for kitchen designers today. Its main advantage is that it is concealed and so does not interfere in any way with the kitchen colour scheme or design, yet it is practical and can be economical too, if you opt for the 'wet' water pipe version.

EASY INSTALLATION

Underfloor heating (UFH) is, in most cases, straightforward to install, as the vast majority of kitchen refurbishments involve new flooring. It can be installed with all types of flooring and provides a gentle, even heat – effectively turning the floor surface into a large heat emitter that feels comfortable underfoot and allows the heat to rise gently. Kitchen designers involved in a whole-room refurbishment will specify underfloor heating almost as standard; it's now considered to be an integral part of the project. Make sure that the system is chosen in partnership with the flooring – some flooring manufacturers and suppliers have specific types of UFH which they recommend with their floor coverings. Likewise it's important the position of appliances is finalised before the UFH is planned – there's little point in UFH being specified for the inside of the larder, under the fridge-freezer or cooker, or beneath an island unit where it's not needed.

WET SYSTEMS

There are two types of UFH, wet systems and dry or electric systems. A wet system is more complex to install and is more appropriate for new structures, such as kitchen extensions or kitchen-conservatories where new floors are built from scratch. Wet UFH systems consist of seamless polythene pipes, thermostat controls and a pump system connected to the normal domestic hot-water supply. Because of the efficiency of the plastic pipes, water need only be used at around 55°C or less to achieve the same heat output as standard radiators. Rooms can be 'zoned' so that particular areas can be controlled – there will be a control panel,

thermostatic settings and manifold tucked away in a cupboard/utility room. Once the pipes are down, a screed is laid over, then the final floor surface is laid on top. Most manufacturers give long guarantees for the pipes – Nu-Heat gives a 25-year guarantee on the pipework for its wet systems. Worcester's new Greenfloor wet system has been designed for maximum energy efficiency and to work in tandem with its Greenstar boilers and Greenstore ground-source heat pumps. It requires water temperatures of around 45°C, which uses less energy than standard radiators.

DRY SYSTEMS

Dry electric UFH systems use a cable/mat/mesh system that is rolled out to cover the floor and connected to a thermostat and timer. It works with all kinds of flooring – including carpet, provided the right kind of underlay is used. It will heat up from 'cold' quicker than wet systems, as the heat does not need to penetrate a layer of screed. Simple mat systems, such as those from Cosyfloor and Ecofloor by R&D Marketing, are very straightforward to install, and it's well within the capabilities of anyone with a bit of DIY experience. Electric systems cost more to run than wet systems, but have the advantages of often being cheaper to buy and fast heating-up times – so they can be used more easily to give a quick heat boost.

TRENCH HEATING

For larger spaces, trench and perimeter heating are a good option. Although it's more commonly specified for offices and public buildings with large expanses of glazing, it can also be used for large-scale modern homes with lots of folding/sliding doors and windows. Have a look at products from Jaga and Fraser Engineering UK, and always take professional advice when making a decision. These systems comprise of water pipes set into a channel around the edge of the room and are most conveniently installed into newly built kitchens, where the floor level and depth can be constructed to the necessary specification. ►

1 Cosyfloor underfloor heating is an open-weave mat system which can be laid around fixed items such as islands and cabinets. From around £29sq m; consider using with Depron insulation sheet for wood or laminate floors, or with Ecomax insulation sheet for tile or stone floors to ensure the generated heat

is reflected back into the room for optimum efficiency. All products from R&D Marketing
2 Topps Tiles supply the Warm Up loose-wire system underfloor heating, priced at about £115 for a kit to cover 1.5 to 2.4 sq m, plus £83.99 for the Warm Up timer/thermostat. Shown with

Silver Grey Travertine tiles, from £61sq m, all Topps Tiles

3 Greenfloor underfloor heating from Worcester Bosch is a wet system effective enough to be the primary heat emitter in a well-insulated home. From around £500 for a single room to £5,000 for a whole house



'Fuel bills can be around

five per cent lower than those of a traditional radiator systems when Greenfloor UFH is used with an A-rated condensing boiler. A total overhaul of a heating and hot-water system can save up to 30 per cent if using a ground-source heat pump'

MARTYN BRIDGES, DIRECTOR OF TECHNICAL SUPPORT, WORCESTER BOSCH GROUP

FAST FACT

Almost any kind of flooring can be used with dry underfloor heating – including carpet – so it's great for kitchen-diners with zoned flooring

The Cable Mat system recommended and supplied by Devon Stone for use with its stone and tile flooring costs around £455 for 9.5-11.5 sq m. Kit sizes range from 1-1.2 sq m up to 24-30 sq m. Shown with Cushion Travertine, from £57.60 per sq m, all Devon Stone

IN FOCUS HEATING



Find more issues at
magazinesdownload.com



FAST FACT

Electric radiators can be run independently of your central heating – allowing you to adjust the temperature as often as you need to

RADIATORS, TOWEL RAILS

Many of us still prefer to stick with radiators for our kitchen heating; it's usually a cost-effective choice and avoids extra disruption and installation costs. Vertical radiators generally provide the best use of space and can make a feature of even a narrow amount of clear wall space. Fit a new radiator with thermostatic valves to maintain an even temperature and avoid the necessity of turning the radiator on and off. The other advantage of a radiator, while not terribly glamorous, is having somewhere to dry damp tea towels. Myson have introduced the Innoko kitchen towel rail that works from a sealed electrical unit and which is independent of any central-heating system and in normal use, consumes less power than a light bulb. If the wall space is available, consider your kitchen radiator to be a decorative as well as a practical item and look at unusual designs, such as those from Bisque, Jaga, Aeon and Vasco – metal and painted finishes abound, in colours to match your cabinets or appliances. Panel radiators (plain, smooth surfaces rather than tubular style or ribbed) often suit a kitchen setting, echoing the shape and proportion of cabinets.

FINISH IN STYLE

Stainless-steel radiators offer high corrosion resistance and look stylish in the kitchen. They are available with matt and polished finishes, and some manufacturers, such as Aeon, give 20-year guarantees. Cheaper chrome or 'silver finish' radiators may suffer from corrosion and flaking surfaces after a relatively short time, and the steamy cooking conditions in a poorly ventilated kitchen may have an adverse effect.

HOT OR COLD

Another straightforward choice for kitchens is a plinth heater – which can also be used as a cooling fan in hot weather. These heaters are affordable (from around £135), can be installed in the plinth space beneath a kitchen cabinet with just an electrical connection and can quickly add a boost of heat to the kitchen on a cold morning. Choose from electric models, central-heating models, or a dual-fuel model, such as the Kickspace heater from Myson, which can run on electricity if the central heating is off. Plinth heaters can be costly to run, and should be considered as a heat booster, rather than the main source of heat in the room.

COMING NEXT MONTH **APPLIANCES FOR ENTERTAINING**



Decorative panel radiator, from about £409, available to order in over 2,000 colours, including matt black. Shown with a magnetic Chrome Towel Rail, from £182, from Bisque.

& PLINTH HEATERS



'When a plinth heater is used in a room for "on demand"

heating, we estimate running costs will be around 25-30p per hour of use. This depends on several things: the tariff the customer is on, if the heater is used on full power, whether the thermostat setting is used and heat gains from other areas'

KAREN TREWICK, MARKETING COMMUNICATIONS MANAGER, DIMPLEX

- 1** The Iguana Aplano from Jaga offers austere simplicity with a frivolous touch. Available in a range of sizes, heat outputs and colours. Prices start from around £375
- 2** Myson's Kickspace heater comes in three versions, electric, central heating and dual fuel. Grilles are available in six finishes including brushed stainless steel and aluminium. From around £252
- 3** The circular Flower Power radiator from Radiating Style is available in 56 standard colours and three metallic finishes, as well as marble, and silver/gold-leaf finishes upon request. Available in two sizes, prices are from £2,578

ESSENTIAL ADDRESS BOOK

Visit these websites for local suppliers and information, as well as links to finding local registered installers. Suppliers of heating appliances and systems usually recommend installers that are registered with the appropriate organisation. Such work is guaranteed and will comply with the relevant Building Regulations.

■ Underfloor Heating Manufacturers Association (UHMA) www.uhma.org.uk

Now part of the British Electrotechnical and Allied Manufacturers Association (BEAMA), this website is full of useful information.

■ Gas Safe Register

www.gassaferegister.co.uk
0800 408 5500

List of engineers/installers qualified to work safely and legally on gas appliances. This has replaced the 'Corgi' registered system.

■ National Inspection Council for Electrical Installation Contracting (NICEIC) www.niceic.com

Contact a NICEIC-registered electrician for all types of electrical installations.

■ Heating & Ventilation Contractors Association (HVCA) www.hvca.org.uk

Search for local contractors qualified to install and work on air-conditioning, heating, ventilation and ductwork systems.

■ Solid Fuel Association (SFA) www.solidfuel.co.uk

0845 601 4406

Find appliance and fuel suppliers, and qualified installers.

■ Heating Equipment Testing & Approval Scheme (HETAS) www.hetas.co.uk

0845 634 5626

Approved biomass and solid-fuel appliances, also contacts for chimney sweeps. Registered installers can issue a certificate that confirms installation complies with current Building Regulations.



Aeon's Clipper polished stainless steel radiator has useful hooks for tea towels and costs £1,138.56

MONO

magic

Black and white have always been two classic colours but when combined, the result can be very dramatic.


Choosing a monochrome scheme creates a crisp, smart feel, whether you prefer a pared-down minimal look or bold, strong patterns

Graphic-print fabrics make a statement when used for soft furnishings or window treatments.

Oversize Stripe in Jet Cotton, £32.90m;
Dotscape in Jet Cotton, £18.79m;
Pyramid in Jet Rayon, £67.20m, all Robert Allen



These wacky door knobs will cheer up plain doors or cupboards. From left: **Humbug Stripy** and **Chequerboard**, £4.95 each, Bombay Duck



Go for black-and-white floor tiles for a perennially chic look. **Mono porcelain tiles**, 30 x 30cm, £29.97sq m, Fired Earth



FEATURE LUISA FERDENZI
PHOTOGRAPHY MASTERPIECE



Decorative **wall stickers** are a quick and easy way to add a quirky feature to kitchens or dining rooms. These giant cutlery images, H116 x W17cm, are available as a **set for £49**, or you can buy them individually for **£19 each**, Brume



Be daring and give your room the wow factor with eye-catching **floor tiles** from Original Style's Odyssey Collection. Available in three striking designs, including **Bavaria** (shown), 15 x 15cm, **£249.95sq m**

Add a touch of retro with **glass brick tiles** – perfect for a splashback. Metro, from **40p** for a 20 x 10cm tile, Topps Tiles



When hung on one large wall, these **wallpapers** will make a dramatic focal point. **Hexagon**, **£67** per roll; **Variant**, **£189** for a H3 x W1.8m panel, Geometric Collection, Cole & Son

Get creative with graphic solutions for **SURFACES**

Block colour or geometric shapes
will have a lasting impression



Delicate **embroidered linen** will give windows lasting appeal. **Axiome**, from the Theoreme Collection, is 100 per cent linen, available in black or white and costs approx **£69.52m**, Casamance

Update tired cupboard doors with a lick of **paint** in these fashionable shades

Egyptian Night, Feelings Furniture Paint, **£17.69** for 1 litre, Vialti

Silica White matt emulsion, **£29.50** for 2.5 litres, Fired Earth

Graphite Grey Premium Interior paint, **£20** for 1 litre, Marston & Langer



Monochrome **worktops** and surfaces will create a sleek and sophisticated dimension. **Hi-Macs** by LG Hausys Europe, prices start from **£300lin m**

TOM HOWLEY

EXQUISITE BESPOKE KITCHENS



FREE DESIGN SERVICE
AVAILABLE NATIONWIDE
UNRIVALLED QUALITY

**HANDCRAFTED BESPOKE KITCHENS THAT WILL
EXCEED YOUR EXPECTATIONS**

WWW.TOMHOWLEY.CO.UK


CALL: 0161 848 1200 FOR A BROCHURE QUOTE CODE K-BEKI07

ALTRINCHAM SHOWROOM
30 Church Street, WA14 4DW
Tel: 0161 929 5392

ALDERLEY EDGE SHOWROOM
30 London Road, SK9 7DZ
Tel: 01625 599 636

ESHER SHOWROOM
99 High Street, KT10 9QE
Tel: 01372 462 378

A MEMBER OF THE NEVILLE JOHNSON GROUP



Simple and elegant, the **Chiltern dining chair** is based on an original 1950s design from Ercol's archives. It costs **£179** and measures H82 x W47 x D43cm, Ercol for John Lewis



Mix and match **cushions** for extra effect. From left: Eclipse, 45 x 45cm, **£25**; Triangles, 45 x 30cm, **£19.95**; Aloo, 45 x 45cm, **£24**, The Conran Shop

Invest in bold ACCESSORIES

Whether patterned or plain, these items will add character to your scheme

Curl up with this cosy **Knot Garden Graphite wool throw**, 150 x 180cm, **£125**, Melin Tregwynt, or drape it over the back of a sofa for decoration



The hand-woven **Pappelina Viggo Star floor runner** is ideal for kitchens as it's made from plastic. From **£79** for 70 x 150cm, Scandi Living



This head-turning **Mistral Large sofa**, H82 x W208 x D94cm, is upholstered in the iconic Pienet Kivet fabric by Marimekko. It costs **£2,815**, Heal's



A sleek sideboard, such as this **Volani High Board**, **£2,395**, from Bo Concept, is a practical yet stylish addition to living spaces. Choose your own combination of door and drawer fronts, to give it that personal touch. It measures H132.5 x W183 x D50cm



The Mono range by Russell Hobbs is right on trend. Kettle, £49.99



Use black-and-white crockery to smarten up your dining table. Try the Färgrik Mellan series at Ikea, from £2.69 for a side plate



The Hector design by Original BTC has been updated with bold stripes, giving it a modern edge. The Circle Line Drop pendant, £152, is made of bone china and is also available as a wall or table light

Complete the look with two-tone ACCENTS

Add little touches for a more subtle interpretation of the theme



This storage jar will jazz up your shelf. Designed by Lotta Odelius for Sagaform, £19.50, Oliver Bonas



Continue the look through to cookware with a white sauté pan from the new Aga Berndes Ceramic Coated range, £129.99, Aga Cookshop

Not only do these mugs look great, they have a thermo lining to keep drinks hot and hands cool. Tree Bomb (left) and Harlequin, £19.95 each, Ferm Living at 95% Danish



The understated Koppel wall clock by Georg Jensen exudes simple Scandinavian style. It costs £180, and is 22cm in diameter



silestoneauthenticlife.

KITCHEN AND BATHROOM SURFACES



UNIQUE QUARTZ SINK!

STUNNING BLANCO ZEUS
AND AMAZON GREY
SILESTONE INTEGRITY SINK

**NOW AVAILABLE
FROM ONLY £399***

(excluding VAT and fitting)

Worktop ZEUS EXTREME / Sink INTEGRITY



Fernando Alonso for Silestone:

An 'authentic' life is within us all; with each decision, with each experience. We aspire to feel 'authentic'.

Silestone® makes it possible to express our true selves throughout the home. The only worktop with bacteriostatic protection, and available in different textures.

Live the authentic life, live your life with Silestone.

www.silestone.co.uk



THE ORIGINAL

*Promotion applies only with Blanco Zeus and Grey Amazon sinks. Promotion runs from August until end of December for sinks fitted by end of Jan 2012. Price excludes VAT and fitting. Through participating kitchen studios only. Promotion only applies when sink purchased with Silestone worktops.

Edited choice VERSATILE SINKS

Transform your kitchen sink into a mini workstation and maximise worktop space with these latest designs

Even with the advent of the dishwasher, the sink still plays a major role in the design and functionality of our kitchens. Chosen carefully, it can also add extra worktop space. Whether it's for a main unit run or to be used as a secondary sink on an island unit, it's important to choose the ideal design in terms of height, size, finish and accessories. With the right tools, the humble sink can be transformed into a compact

workstation, ideal for food preparation and draining dishes. A chopping board that smoothly slides across the sink and drainer, fitting neatly on the surface of the sink when not in use, for example, comes in particularly useful in smaller kitchens and can be used independently elsewhere. Added extras that also sit neatly within the sink include wire strainers or draining plates for drying dishes, and colanders for rinsing fruit and vegetables.

THINGS TO CONSIDER

- Before you buy, think about the ergonomics and how you work at the sink – drainers and boards are designed for right- or left-handed convenience.
- Chopping boards come in a range of materials, including glass and wood, which sit on the top of the sink bowl and slide left or right on angular designs, 360° on circular ones.
- Drainer grooves in the worktop extend the wet area, creating the illusion of space.
- Consider taps with flexible sprays and those with soap dispensers to match your sink, as they are very handy for food prep as well as washing-up.



GOOD LOOKS

Enigma 100 sink, Caple

- Price: £231
- Dimensions: H20 x W86 x D50cm
- Sink material: Granite in three finishes: Dune, shown, Soapstone and Granite
- Optional extras for this one-and-a-half-bowl sink include stainless-steel strainer, £72, glass chopping board, £72, and a wooden one, £59

CURVY STYLE BlancoRonis-IF sink, Blanco

- Price: £834
- Dimensions: Bowl depth 17cm x Dia 53cm
- Sink material: Stainless steel
- This round sink has an extra-wide and extra-deep bowl. Its black-glass cutting board fits into the rim, rotating 360°, and it also comes with two colanders



SLEEK SHAPE Centinox sink, Franke

- Price: £595
- Dimensions: H20 x W55.5 x D41cm
- Sink material: Stainless steel
- Optional accessories can be inserted into the lip that features in this 'slim-top' sink. These include a Rollamat stainless-steel strainer bowl, a two-sided stainless-steel/synthetic chopping board and a mobile drainer



GREAT VALUE Boholmen sink, Ikea

- Price: £84 for sink, plus optional extras, such as chopping board, £2.99, and colander, £1.99
- Dimensions: H18 x W60 x D62cm
- Sink material: Stainless steel
- This single-bowl sink includes a range of useful and compact accessories. It's pictured here with a black polyethylene plastic chopping board and a polypropylene plastic colander



SOPHISTICATED FEEL

Stala single bowl, Second Nature

■ Price: **£725**

■ Dimensions:

H18 x W59.2 x D48cm

■ Sink material:

Stainless steel

■ A stylish design, this single-bowl sink sits flush on the work surface and features a stainless-steel draining plate and wooden chopping board, making it a compact workstation



'A workstation with a one-and-a-half or double bowl design offers flexibility when preparing food'

GRAEME SMITH, DESIGNER, SECOND NATURE AND METRIS



CLEAN LINES

Maxim sink, Abode

■ Price: **£379**

■ Dimensions: H23.2 x W89.7 x D51cm

■ Sink material: Stainless steel

■ This sleek one-and-a-half-bowl sink has a drainer that can be on the left-hand side or on the right. There's the option of glass covers, £25 each, in black, white and silver, which double up as chopping boards and slide over the sinks to give the illusion of an extended worktop



SMOOTH OPERATOR

Zenduo 700/180 Grande Deep sink, The 1810 Company

■ Price: **£862**

■ Dimensions: H25.4 x W94.5 x D44cm

■ Sink material: Stainless steel with satin finish

■ An extra-wide main bowl is ideal for family-size pots and pans. Accessories include a matching colander, shown, and glass chopping board

ANGLE DESIGN

Ergo 200 sink, Carron Phoenix

■ Price: **£769**

(including accessories)

■ Dimensions:

H20 x W88 x D50 cm

■ Sink material:

Stainless steel

■ Includes a chopping board, along with a wire and vegetable strainer. The angled design makes it ideal for adding interest



CERAMIC FINISH

Cascade, Astracast

■ Price: **£246**

plus £54 for an accessory pack

■ Dimensions: W80 x Dia 48cm

■ Sink material:

White ceramic, also available in black

■ The accessory pack for this compact sink includes a stainless-steel colander, a small glass chopping board and a beech one, all of which can be used on the sink or around the kitchen



CLASSIC MODEL

Belfast sink, Astracast, Magnet

■ Price: **£489** (including all accessories)

■ Dimensions: H25.4 x W60 x D46.5cm

■ Sink material: Brushed stainless steel

■ Classic in design but with modern good looks, this sink has a bowl grid that rests at the base of the sink, a demi-drainer for food preparation and a glass chopping board

COMING NEXT MONTH **TRADITIONAL TAPS**

FOR STOCKISTS, SEE PAGE 142

Beautiful KITCHENS 105

CROWN IMPERIAL

Rialto kitchen in yellow and plum hi-gloss finish, with aluminium edges and slimline bar handles

■ From around £6,000 for a kitchen

■ Available from Crown Imperial stockists throughout the UK, or visit the head office showroom in Daventry, Northamptonshire

■ 01227 742424, www.crown-imperial.co.uk

MIX & MATCH

Combine two or more colours and finishes within your kitchen design to create a vibrant and individual scheme

There are literally thousands of kitchen door designs available and making a decision on colour and finish isn't always easy. It's not just a matter of choosing a door style any longer, as cabinet colours and finishes can also vary within a range – think of the difference a wood or wood-effect surround will make to plain white cabinet doors. If making a decision to go one way or another seems just too hard, think about mixing and matching finishes, colours and patterns within your kitchen design. Painted finishes

sit well with natural wood doors and drawer fronts, and can work well within a period home to re-create a traditional feel. For more modern rooms, consider hi-gloss lacquered, colourful finishes combined with glass doors or with contemporary wood veneers or wood effects. Keep worktops and flooring to simple, neutral shades to avoid a fairground effect – and remember that painted cabinets can have a new coloured finish every few years to give a whole refreshing boost to your kitchen scheme.

Up to £10,000

CAPLE

Rio Mist kitchen with classic French Grey painted and natural timber doors

■ From £249 for a 600mm base cabinet

■ Available from showrooms and builders' merchants throughout the UK. Visit the website for your nearest stockist

■ 0117 938 1900, www.caple.co.uk



WREN KITCHENS

Zeno in lilac, shown with Ibsen in White Gloss

■ From about £3,112 for a basic 16-unit layout

■ There are 26 Wren showrooms around the UK, including Aintree, Bolton, Chester, Norwich and Poole

■ 0845 404 1000, www.wrenkitchens.com



HOMEBASE

Ravello soft brown super-matt finish and Luna frameless white glass doors

■ Around £2,400 for an average kitchen layout

■ More than 300 branches throughout the UK
■ 0845 077 8888, www.homebase.co.uk



IKEA

Sofielund light grey walnut-effect and Abstrakt high gloss in yellow-white

■ From about £1,500 for an average-sized kitchen

■ Available from 19 Ikea stores around the UK, including London, Glasgow, Birmingham and Nottingham

■ 0845 355 2255, www.ikea.co.uk



FOUR SEASONS

Meribel and Maine hi-gloss cream and woodgrain-effect

■ From around £3,000 for an average kitchen

■ Available from more than 300 independent kitchen retailers in the UK

■ 01937 862557, www.fourseasonskitchens.co.uk



B&Q

Hi-Gloss Red and White kitchen from the Cooke & Lewis collection

■ From £167.50 for a 600mm base cabinet

■ Available from 330 branches of B&Q throughout the UK

■ 0845 850 0175, www.diy.com



Up to £20,000

BURBIDGE
Lansdowne classic kitchen design in Hessian painted finish and natural walnut
■ Kitchens from around **£10,000**
■ Available from 350 retailers around the UK, or visit the main Coventry showroom by appointment
■ **024 7667 1600**, www.burbidge.co.uk



HIGHAM FURNITURE
Traditional bespoke designs hand-painted in Farrow & Ball colours. Shown with island in Brinjal and units in Blue-Gray estate eggshell
■ From **£15,000** for a similar kitchen
■ Showroom in Southwick, Hampshire
■ **0800 047 0235**, www.higham.co.uk



KITCHENS INTERNATIONAL
Lignum kitchen with Ontario dark maple veneers and white hi-gloss cabinets
■ Kitchens from **£15,000**
■ Five showrooms in Scotland
■ **0845 074 0022**, www.kitchensinternational.co.uk



ELLIS FURNITURE
Madison Shaker-style doors with square handles, shown in cream and oak
■ Kitchens from around **£10,000**
■ From kitchen specialists and showrooms around the UK. Visit the website for your nearest stockist
■ **01484 514212**, www.ellisfurniture.co.uk



KENT BLAXILL
Colour Block hi-gloss cabinets in Burgundy and Cream mixed with fully-glazed doors from the Omega collection
■ Around **£10,000** for a similar kitchen
■ Eight branches in eastern England, including Bury St Edmonds, Braintree and Melton
■ **01206 216021**, www.kentblaxill.co.uk



KRAILLER
The Entertainer bespoke kitchen in hi-gloss red cabinets with striking blue splashback and stainless-steel worktops
■ Kitchens from **£10,000** for a similar design
■ Showroom in Balham, London
■ **020 8675 8500**, www.krailler.com



LEICHT

Orlando Classic kitchen in Basalt Grey and Light Mountain larch veneers
■ Kitchens from **£12,000**
■ Call for UK specialists around the country
■ **07802 402921**, www.leicht.com



MAGNET

Studio Spectrum kitchen range with integrated handles in different colours
■ About **£354** for a 600mm base cabinet
■ 180 showrooms throughout the UK, flagship stores in Wigmore Street and Fulham Road, London
■ **0845 123 6789**, www.magnet.co.uk



HARVEY JONES

Linear kitchen handpainted to customer's colour specification
■ Kitchens from **£17,000**
■ Available from 19 showrooms throughout the UK, including Leamington Spa, Wilmslow, Marlow, Worcester, Oxford and Harrogate
■ **0800 389 7365**, www.harveyjones.com



PRONORM

Classic Line kitchen in Crystal Cream hi-gloss and Venezia oak woodgrain doors
■ Kitchens from around **£18,000**
■ Visit the website for UK stockists
■ **07801 862691**, www.pronorm.de



SECOND NATURE

Milton Suede kitchen in a stone shade mixed with chic natural oak doors
■ Kitchens from **£14,000**
■ Visit the website for retailers throughout the UK
■ **01325 505539**, www.sncollection.co.uk



VARENNA

Kyton kitchen by Varena at Poliform in timber and matt lacquer finishes
■ Kitchens from **£13,000** in matt lacquer
■ Available from Poliform's London showroom
■ **020 7368 7612**, www.poliformuk.com



£20,000 and over

ALNO

AlnoStone Glass
and AlnoFinn
in Violet

■ From £20,000
for a similar layout

■ Available from
Halcyon Interiors at
the Alno Store,
Wigmore Street,
London, and
Alno stockists
throughout the UK

■ 0870 433742,
www.alno.co.uk



BARNES OF ASHBURTON

Traditional
Farmhouse Interior
bespoke kitchen,
shown painted in
pale ivory and dark
duck-egg blue

■ From £20,000
for a similar kitchen

■ Showroom
in Newton
Abbot, Devon

■ 01364 653613,
www.barnesofashburton.com



CHALON

Bespoke
freestanding
kitchen in
painted and
distressed finishes

■ From £30,000
for a similar kitchen

■ Showrooms in
London, Harrogate
and Edinburgh

■ 01458 254600,
www.chalon.com



COCOCUCINE

Doge Tortora
kitchen by Maistri
in pale coffee and
off-white gloss
laminates and
dark-wood veneers

■ Kitchens from
around £20,000

■ Available from its
showroom in London

■ 020 8968 9555,
www.cococucine.co.uk



DAVONPORT

Bespoke kitchen
painted in cream
with dark-wood tall
units and curved
island unit

■ Kitchens
starting at £20,000

■ From stockists
in the South
and Southeast.
Visit the website to
find your nearest

■ 0844 815 9358,
www.davonport.com



BY EWE AT SEARLE & TAYLOR

Intuo Harmony
kitchen with
pastel-coloured
cabinets mixed with
dark, smoked-
oak veneers

■ Kitchens from
around £30,000

■ Exclusively from
Searle & Taylor

■ 01962 850851,
www.searle-taylor.co.uk



METRIS

Rich Mix kitchen
in Gloss Black and
Minty Zebrano
finishes, with
smear-free,
stainless-steel
doors

■ From £20,000
for a kitchen

■ There are
Metris stockists
throughout the UK

■ 01325 505590,
www.metriskitchens.co.uk



MOWLEM

Bespoke kitchen
with hi-gloss
and veneer wall
cabinets and
curved island base

■ From £30,000
for a kitchen

■ Showrooms in
London, Knutsford,
Edinburgh,
Newcastle, Belfast
and Dublin

■ 020 7610 6626,
www.mowlem.co.uk



POGGENPOHL

Creative Accents
range mixing lustrous
finishes and natural
textures. Shown
here are pearlescent
laminated coverings
that give the cabinets
a subtle shimmer

■ Kitchens
from £20,000

■ Visit the website
for specialists
throughout UK

■ 0800 068 3606,
www.poggenpohl.com



NGI DESIGN

Luce kitchen
by Cesar in
black, white and
red hi-gloss finishes

■ From about
£20,000 for
a kitchen

■ Showroom in
Stamford,
Lincolnshire

■ 01780 766899,
www.ngidesign.co.uk



SCHIFFINI

Mesa range
in metallic
blue and matt
white plain and
dimple-textured
cabinets

■ From £25,000
for a kitchen

■ Available from
Design Space
London showrooms
in Battersea and
Wigmore Street

■ 020 7228 8088,
www.designspacelondon.com

SIMON BRAY

Bespoke kitchen
in a mixture of
black and white
polished lacquers,
burr oak panels and
a glass bar surface

■ From £20,000
for a kitchen

■ Showroom
in Bedfordshire

■ 01234 376990,
www.simon-bray.co.uk

BLUE mood

A stunning deep
azure island makes
a bold statement in
Jane and Denis
Manzor's home

FEATURE HERMIONE PARKER
PHOTOGRAPHY RORY CORRIGAN

Kitchen FACT FILE



THE OWNERS

Jane Manzor, a
marketing manager, and
her husband Denis, a
computer technician

THE HOME

Detached
four-bedroom self-build house
in County Kildare

THE CABINETRY Bespoke hand-
painted solid-ash units with walnut
furniture and glass doors

PRICE GUIDE

£20,000

for a similar Shalford kitchen,
cabinetry only



BESPOKE CABINETRY

The couple's cabinetry has been handpainted in Cornforth White and Drawing Room Blue by Farrow & Ball, with accents of walnut as a contrast

CONTOURED BREAKFAST BAR

The solid-walnut theme has been continued in the kidney-shaped breakfast bar, which contrasts against the light Ivory Fantasy granite worktop

Advice from the OWNERS

DO as much research as you can. Magazines such as *Beautiful Kitchens* are a great source of inspiration.

DON'T forget about your budget. Compile a wishlist and make educated decisions, taking advice from experts and friends who have recently had kitchens fitted.

DO invest in high-quality materials for the cabinetry and worktops, which will last for years, and save on finishing touches that can be updated in the future.



DESIGNER'S TIP

'While a traditional U shape was the best choice for Jane's kitchen, using bold colour gives it a fresh, modern look'

FERGHAL O'REILLY, SHALFORD



BUILT-IN STORAGE

The island houses a fully integrated undercounter fridge by Nordmende. Open shelving gives Jane the perfect place for her favourite cookery books

When choosing a new kitchen, inherited architecture and existing space can restrict your choice and limit the possibilities. Self-build, on the other hand, opens up huge potential, which is exactly what Jane and Denis Manzor were after.

'Before we decided to build our own house, Denis and I lived in an apartment,' says Jane. 'We were there for two years before we decided to make the leap and have a house built on Denis's dad's farm. It wasn't a quick process as we had to wait two years for planning permission, but it worked in

our favour as it gave us time to think about what we really wanted. My parents and sister have all built their own homes, and gave us lots of advice. This is our "forever house", so we wanted to make sure we got it right.'

KEY FEATURES

While the house was being built, the Manzors decided on style of kitchen they wanted. The couple scoured magazines and talked to friends who'd recently had kitchens fitted, but it was Jane's mum who proved an invaluable source of help. 'She was great when it came to the practical side of things and for the finer

details,' explains Jane. 'Where I would be concerned with how things looked, Mum kept telling me how important it is that the kitchen is a functional space above all else. So, while I was choosing colours and materials, she would remind me to consider things such as concealed storage that I probably would have forgotten about otherwise.'

Jane's mum may have offered invaluable advice, but it was while reading a copy of *Beautiful Kitchens* that Jane made the decision to go for a bold, colourful design. 'One of the features showed a lady who had opted for a red splashback, and it was this that got me ►



APPLIANCE BANK

To the left of the two single Neff ovens, a fridge, also by Neff, is fully integrated behind handpainted doors



STYLISH STORAGE

A spacious larder has been handpainted in Farrow & Ball's Cornforth White and features walnut internals with specially designed shelving, plus deep drawers and racks for jams and spices

thinking about using a bold shade in our kitchen,' says Jane. 'I wanted traditional Shaker-style furniture but loved the idea of injecting colour, so this really set the wheels in motion. After much thought and discussion, we decided on three key things – Shaker-style units, walnut wood and bold colour.'

CHOOSING A DESIGNER

With a design in mind, all that was left for Jane and Denis to do was to find a kitchen company. 'We visited countless showrooms all across Ireland and felt totally underwhelmed,' says Jane. 'We really weren't overly impressed with the quality of many that we saw. Then our architect, Tom O'Laughlin, recommended Ferghal O'Reilly of Shalford, which ironically isn't far from where we live.'

The Manzors went along to the showroom to have a look and knew that they'd finally

found a company they could trust. 'The quality of the cabinetry was so much higher than anything we'd previously looked at,' recalls Jane. 'Ferghal couldn't have been more helpful, either. At the initial consultation, myself, my mum and Ferghal brainstormed for around three hours. He was keen to get the design just right, and his attention to detail was second to none.'

'Ferghal also showed us 3D drawings that gave us a really clear idea of how the finished design would look,' continues Jane. 'Not only did it give us peace of mind but we've ended up with a kitchen that's perfectly suited to our needs.'

DETAILED PLANNING

With a career in marketing and project management, Jane is well-versed in delivering briefs, which can only have

helped in the smooth running of this design process. From concept to completion, the entire kitchen project took just two months, and went without a single hitch. 'The design came together relatively quickly,' remembers Jane, 'and we're thrilled with the finished result. I was slightly concerned as to how the blue paint shade would sit against the lighter colour and the dark tones of the walnut, but I love the combination. The cabinetry looks great, and inside, the cupboards are finished in walnut, which creates a sense of continuity and gives it a premium feel.'

'There's nothing I would change about my kitchen,' Jane continues. 'It looks great and it's so practical to work in. Everything has its place, from concealed storage for cloths under the sink to large utensil drawers beneath the hob. After our previous small apartment kitchen this place is sheer heaven' 📺

STRIKING SPLASHBACK

While a classic design, the kitchen benefits from a bold blue glass splashback and upstands. Not only does the glass protect the dusky pink walls, it also adds a vibrant, modern touch

'Bold **COLOUR** will give your kitchen the **WOW FACTOR**, especially when used to create a **FOCAL POINT**'

SHOP THE LOOK

CABINETRY

■ Bespoke, handpainted solid-ash cabinetry with walnut furniture and glass doors by Shalford. Prices for a similar kitchen, cabinetry only, start from around **£20,000**

WORKSURFACES

■ Ivory Fantasy Granite. Price per linear m, around **£300**
■ Solid walnut. Total cost **£470**
■ Solid walnut chopping board **£280**

SPLASHBACK AND UPSTANDS

■ Blue glass, ColourGlass. Total cost **£350**

FLOORING

■ Luxor Marfil porcelain tiles. For similar, try Neutral Bone, Fired Earth. Price per sq m **£95**

APPLIANCES

■ 2 x built-in single ovens, Neff, each **£569**
■ Six-burner gas hob, Neff **£447**
■ Chimney extractor hood in stainless steel and glass. For similar, try Baumatic **£130**
■ Fully integrated larder fridge, Neff **£826**
■ Fully integrated undercounter fridge, for similar, try Zanussi **£315**
■ Fully integrated dishwasher, for similar, try Baumatic **£230**

SINKS AND TAPS

■ Ariane undermounted one-and-a-half bowl sink in stainless steel, Franke **£265**
■ Rotondo single-bowl sink in stainless steel, Franke **£221**
■ Triflow Doric monobloc mixer tap in chrome, Franke **£407**
■ Olympus monobloc mixer tap in chrome, Franke **£145**

FINISHING TOUCHES

■ White and chrome bar stools, for similar, try Shadow, Atlantic Shopping, each **£35**
■ Pendant lights, for similar, try Pleated Bell, Marks & Spencer, each **£55**
■ Made-to-measure blind, Claddagh Blinds. For similar fabric, try Manhattan Geranium, Designers Guild. **POA**
■ Cornforth White and Drawing Room Blue estate eggshell paint, Farrow & Ball. Price per 2.5l **£43.50**
■ Soft Pink paint from Select Collection, Colortrend from General Paints. Price per 2.5l, **£24**

FOR STOCKISTS, SEE PAGE 142



'OUR EX-DISPLAY KITCHEN gets lots of compliments'

Fitting a showroom design into their home proved a challenge for Anne Worth and Ed Pitman, but their efforts have paid off

FEATURE ANNABELLE GRUNDY • **PHOTOGRAPHY** COLIN POOLE



Kitchen FACT FILE

THE OWNERS Anne Worth, who works at the University of Exeter, and her partner, Ed Pitman, a global data services manager, plus their two cats, Elvis and Billie

THE HOME A four-bedroom, detached, 1930s house in Exeter

THE CABINETRY AlnoGloss Vanilla and stainless-steel units, with sliding door cabinetry and Alnoart Woodglas Olive furniture

PRICE GUIDE
£6,000

for a similar ex-display kitchen from Bradbury's, cabinetry only

The large hatch and doorway through to the living area, plus a window on another wall, meant the display Alno kitchen, featuring these AlnoGloss Vanilla units, had to be reconfigured to fit. Determined not to waste anything, Anne and Ed even sited the lime-green glass splashback above the doorway to give a bold flash of colour

Anne Worth and Ed Pitman adapted an ex-display kitchen to fit their room. Anne explains how they made it work...

What was the kitchen like when you bought the house?

There were old cream cupboards, and a black-and-white checked lino floor that was almost impossible to

keep clean. The hob and oven didn't work very well, and there were two red wall cupboards that didn't go with anything. We started looking for a new kitchen before we even moved in.

Where did you begin?

We went to all the usual high-street places and even had a couple of ►

STYLISH SOLUTION EX-DISPLAY PROJECT



Where we SPENT... Where we SAVED...

'The furniture and appliances were our big outlays but we saved on the lino flooring. I really wanted a stone floor, but our budget just wouldn't stretch that far. The lino was inexpensive and plain, and it's fine for now'

design suggestions drawn up. I was looking for something modern, and a bit out of the ordinary, that would suit our open-plan kitchen-living area. We saw an ad for Bradbury's and went to investigate. When we saw this kitchen in the showroom we loved it – I knew the neutral colour would blend well with the rest of the room. We hadn't thought about buying ex-display up until then, but there was a 'for sale' sign and we realised it was a good way for us to be able to afford a top-quality kitchen that would otherwise be out of our reach.

How did you adapt the kitchen?

It was tricky, but Bradbury's designer, Mike Richards, was

incredibly helpful. When we moved in, Mike visited our house and drew up a couple of options that we then tweaked a bit. Although both the display and our kitchen space were L-shaped, the dimensions were very different. Also, we wanted the sinks under the window, so everything had to be rearranged. Once the base units were in position, a new worktop template was made, and the existing Corian was adapted to fit. The display included two sets of eye-level cabinets, one with a pale wood effect and the other semi-opaque, with sliding glass doors and colour-changing interior lighting. We were short of wall space for them, so I suggested stacking the wood-effect cabinets vertically

on the floor, and we turned them into a tall, freestanding crockery cupboard. The others are quite shallow and we were able to stand them on the worktop.

Did you use the whole display?

Almost. We had to buy all the units together and there were a couple of small drawer units and a tall larder left over, but we've used them for storage in our garage so nothing's been wasted. We even used the green glass splashback as a feature on the wall above the entrance to the living area and it looks great.

What was your budget?

We set ourselves a figure but, with hindsight, it wasn't realistic and ►



All drawers and cupboards are finished with sleek, inset Aluminium Shell handles



The tall, contemporary radiator came from B&Q. Its stainless-steel finish ties in with the extractor hood and unit beneath the sink. The blind was made to measure by Interiors of Exeter, using Tribeca Leaf fabric from Designers Guild



COLOURFUL LIGHTING
Give your kitchen a new look at the flick of a switch – ideal for plinths or inside glass-fronted cupboards

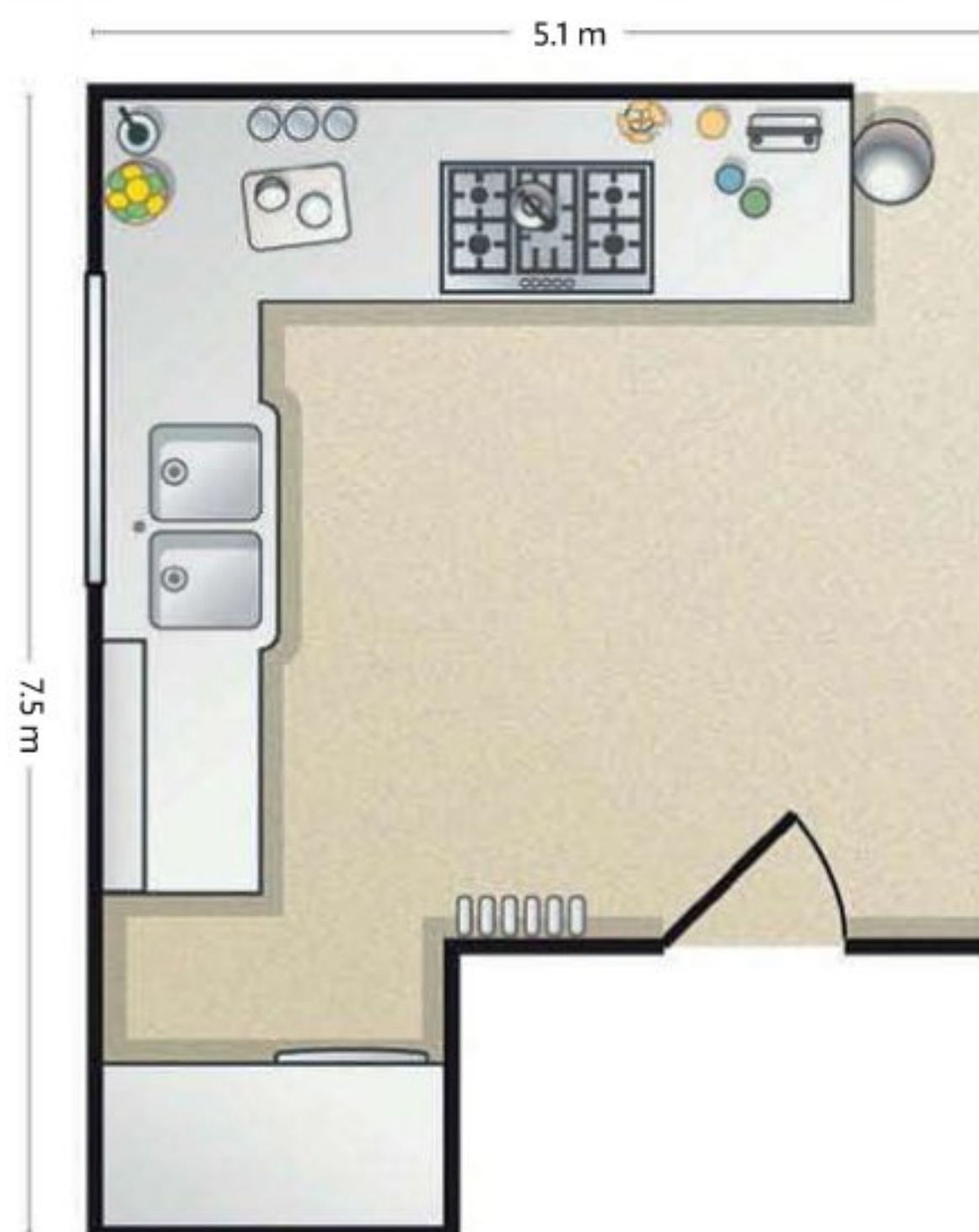


3 GET THE LOOK Vertical radiators



BISQUE

For a real style statement, try this Setsquare five-column vertical radiator. It's available in matt black, white or metallic and in 10 vertical and horizontal sizes. It costs £887 for this matt black model



HOMEBASE

For a sleek, flat design, take a look at the smart Vicenza Verti radiator. It has a quartz grey finish and costs £210



BRISTAN

The slimline Contemporary Vertical Slab Heater is made from flat, rectangular, chrome-effect panels and costs £399 at B&Q



Anne and Ed's classic Smeg fridge fits perfectly beside a tall larder unit in this alcove



The Blanco tap is a design feature as well as practical. The spout swivels to serve either sink and there's a separate spray

STYLISH SOLUTION EX-DISPLAY PROJECT

we ended up going quite a bit over. The furniture and worktops were very reasonably priced, but we didn't bring any appliances from our old home, so we had to replace everything. Then there was the fitting, plumbing, electrics and finishing touches, so the cost of the units was really only half the story.

Which aspect of your new design has worked best?

The alcove behind the door was an awkward space and nothing we'd seen from other designers was really working. However, we had two tall larder units with the kitchen and were able to fit one into it. We also wanted a cream-

coloured, retro-style Smeg fridge and, luckily, it fitted perfectly beside the larder. Mike then added a couple of shelves above. It was a great solution because it's so neat and looks like a complete unit.

How do you feel about the kitchen now?

It's just beautiful. It's streamlined, clean and understated. I love the smoothness of the Corian, the soft-closing drawers and the inset handles, and we get lots of compliments when our friends visit. It's an investment in our property too, not that we're thinking of selling – I wouldn't want to leave my lovely kitchen! 🍷

OPEN-PLAN LIVING TIPS

- Create a unified look with a consistent colour palette across all parts of the room. A range of textures and finishes, as well as different flooring, can be used to distinguish the kitchen from the living or dining space.
- Good ventilation and an effective extractor hood are essential for clearing cooking smells quickly.
- Clever touches, such as upstands and split-level work areas, can help to keep washing-up and clutter out of view while you're eating or relaxing.
- Opt for appliances with low noise levels that can run without intruding on conversation, TV or music.
- Look for flexible lighting options that offer effective illumination for preparation and cooking, but can be dimmed afterwards to create a more cosy atmosphere for eating and entertaining.



This roomy china and glassware cabinet was cleverly created by stacking three wall cupboards on top of each other to make the most of the cabinetry in the space available



The breakfronted sink unit includes a deep, compartmentalised drawer for storing cleaning materials

Slim pull-out cupboards, fitted either side of the oven, keep sauces and cooking essentials within easy reach



SHOP THE LOOK

CABINETRY

■ AlnoGloss Vanilla and stainless-steel units, with sliding door cabinetry and Alnoart Woodglas Olive furniture, all by Alno from Bradbury's. Prices for a similar ex-display kitchen, cabinetry only, start from **£6,000**

WORKSURFACE AND UPSTANDS

■ Clam Shell Corian. Price per linear m **£468**

FLOORING

■ New Shoreline Pebble lino, Market Carpets. Price per sq m, approx **£15**

APPLIANCES

- Built-under double oven, Siemens **£842**
- Five-burner gas hob, Siemens **£388**
- Tube island extractor hood in stainless steel, Franke **£1,090**
- Freestanding fridge in Cream, Smeg **£928**
- Fully integrated dishwasher, for similar, try Siemens **£780**

SINKS AND TAP

- 2 x single-bowl Cameo White sinks, Corian, each **£570**
- Master-S Mini monobloc mixer tap in chrome, Blanco **£370**

FINISHING TOUCHES

- Bespoke blinds in Tribeca Leaf fabric by Designers Guild at Interiors of Exeter. Price per m, **£34**
- Metro wall clock, Newgate at John Lewis **£55**
- Roberts radio in Pastel Cream **£150**
- Pedal bin, for similar, try Sabichi pedal bin dome cream, Wilkinson **£25**
- Stove-top kettle, for similar, try the Bird kettle, Alessi **£90**
- Bowls, for similar, try Polka Dot French bowls, Emma Bridgewater, each **£17.95**
- All White estate emulsion, Farrow & Ball. Price per 2.5l **£29.50**

FOR STOCKISTS, SEE PAGE 142



gordon?

jamie?

marco?

there's only one name you'll find
in all the best kitchens.

Exceptional hinge systems, pull-out systems
and lift systems make exceptional kitchens.
For your nearest Blum stockist, visit www.blum.com

Find more issues at
magazinesdownload.com

Perfecting motion  **blum**[®]

INSPIRED DESIGNS
CHERRYWOOD RED

Find more issues at
magazinesdownload.com

RED HOT

Bold colours set against cherrywood cabinetry make Maria and James Brookes' kitchen warm and welcoming

FEATURE ALISON GIBB **PHOTOGRAPHY** DOUGLAS GIBB

BESPOKE CABINETRY

Cherrywood units feature a decorative walnut strip for added interest. Opting for a bespoke design meant Maria and James could request specific features, such as the large plate rack and curved island unit. The Pam bar stools are from Ligne Roset

Kitchen FACT FILE

THE OWNERS Maria and James Brookes. Maria is a freelance business coach and Nordic walking instructor, and James is a business consultant. They have three grown-up children, Isobel, Sara and Hannah, who live away from home



THE HOME A five-bedroom apartment in a period property in St Andrews

THE CABINETRY Bespoke cherrywood cabinetry with an American Black walnut decorative strip

PRICE GUIDE
£37,000

for a similar Hutton & Read kitchen, cabinetry only



Advice from the OWNER

DO invest in good appliances. As well as a standard dishwasher, we splashed out on a DishDrawer model, which is really useful when it's just the two of us but also comes in handy when our children visit and we have lots of plates and dishes to clean.

DON'T underestimate the amount of detail needed to get everything right. Before work had even started on the kitchen, we'd decided we wanted the oven to be the widest model available; I was amazed at how much re-jigging of the layout this entailed.

DO incorporate as much storage as you can. Our kitchen has some simple storage solutions, such as a large wooden plate rack and chrome utensil rail.

Working formerly as scientists has meant that Maria and James Brookes have lived all over the world, bringing up their children first in the United States, and then Norway. When a business opportunity offered the couple the chance to move to Scotland, and with their children now grown up and living away from home, Maria and James eagerly accepted. Having moved into an elegant five-bedroom apartment, it wasn't long before they realised the property – and in particular the kitchen – needed some work.

'We wanted to change the layout of the flat,' explains Maria. 'The kitchen was so small and dark that we decided it was best to build it from scratch in what was once the dining room. We also wanted to create an office area, as we're both self-employed, plus we had our hearts set on a fun media-type room.'

Having lived in the apartment for three months before starting any work so they could concentrate on getting a feel for the space, Maria and James got in touch with interior designer Malcolm Duffin. 'We'd met Malcolm previously at a design show, before we'd even bought the flat, and we were very impressed with his work,' says Maria. 'We asked him to

work with us on the new layout and his help proved absolutely invaluable. We'd never renovated a property before and we didn't want to make too many mistakes.'

A NEW DESIGN

When it came time to discuss what they wanted from their new scheme, the couple were already set on a wood kitchen. 'We'd seen some gorgeous red tiles that we wanted to include in the scheme,' says Maria, 'and we knew they'd look great against wooden cabinetry. We love cherrywood and Malcolm suggested incorporating a strip of walnut through the units as a decorative touch – he showed us another client's kitchen, where he'd done the same thing, and we asked him to create something similar for us. We decided against handles, as we wanted to keep the emphasis on the seamless carpentry.'

It was important that the new kitchen worked both as a practical workstation and also as a social area, too. 'Sometimes it's just the two of us at home, while at other times we have our children visiting, along with a whole crowd of their friends,' explains Maria. 'Malcolm suggested incorporating a small seating and dining area, as well as a breakfast bar, for ►

COOKING AREA

All the cooking appliances are from Wolf and include a built-in double oven, two hobs, a barbecue grill and steamer. The impressive extractor hood, also by Wolf, includes infrared lamps that can be used to keep food warm. 'The grill and steamer are really handy when we're entertaining a lot of people,' says Maria



SPLASHBACK

Mikon Red glass tiles from IKM were the starting point for this kitchen scheme. To create a sleeker look behind the sink and hob area, the couple broke up the run of tiles with glass panels in the same colour



'Choose **COLOURS** that you **LOVE**,
as they won't date in the way
that **FASHIONS** and **TRENDS** will'

us to sit at. As James and I love to cook, we also requested top-of-the-range appliances – they needed to be able to withstand heavy use. Plus, living in Texas meant we'd got used to American-style appliances and so a side-by-side fridge freezer was a must for us.'

PERIOD DETAILS

The next step was to find a cabinet maker who could turn Malcolm's designs into a working kitchen. He introduced the couple to Hutton & Read, which specialises in building bespoke kitchens and renovating listed buildings. 'We went with Hutton & Read because of its experience working on older properties,'

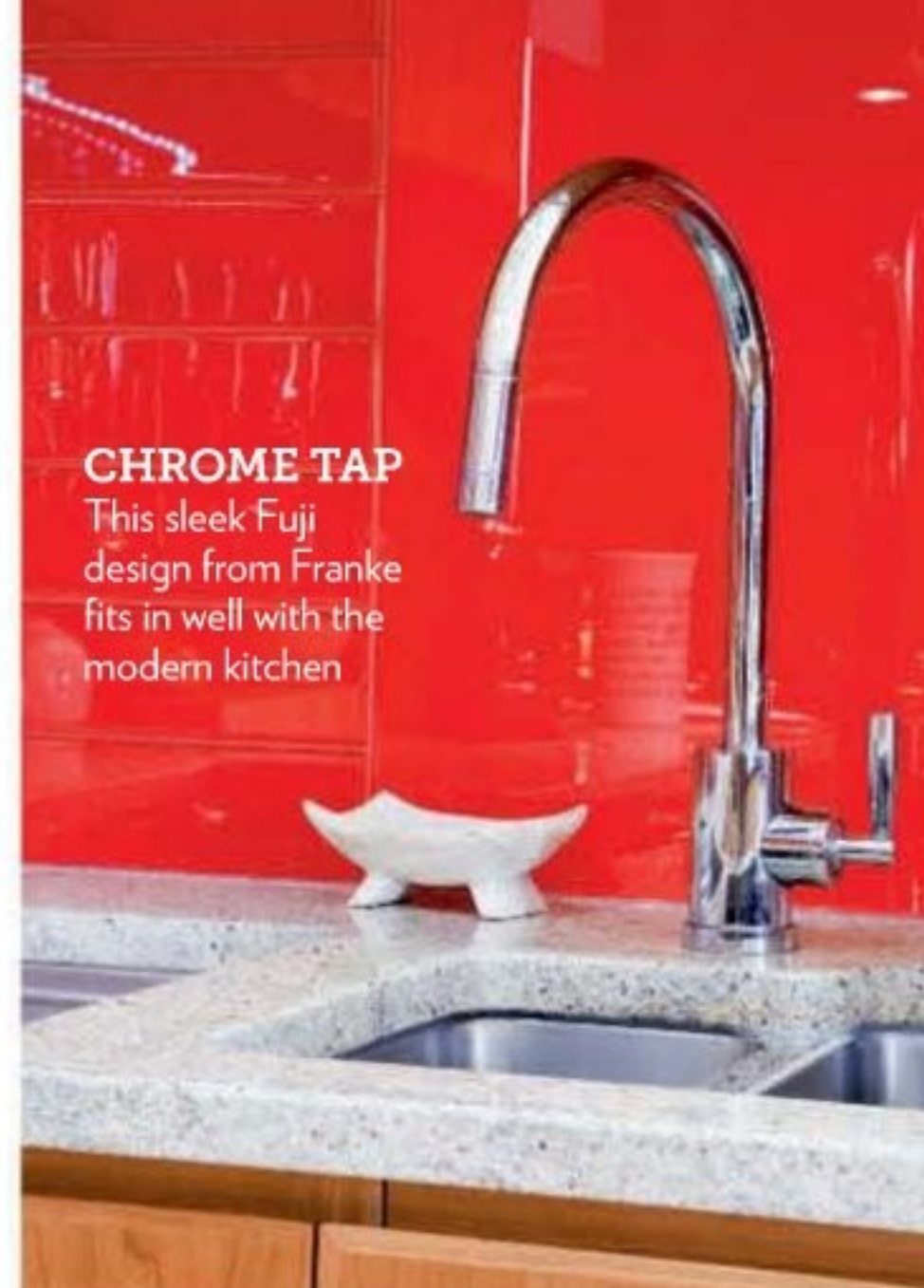
explains Maria. 'Our flat is in a listed building and we wanted the new kitchen to look as though it belonged to the house. We're glad we didn't go with anyone else, because Hutton & Read's attention to detail is amazing.'

FINISHING TOUCHES

Maria and James couldn't be happier with their new kitchen. With Malcolm's help, they have turned a blank canvas into a unique design that's exactly suited to their needs. 'We're so happy that we got it right and it works so well for us,' says Maria. 'We put so much thought into how the new kitchen would look and it's turned out beautifully.' 📸

CHROME TAP

This sleek Fuji design from Franke fits in well with the modern kitchen



DESIGNER'S TIP

'In a period property you can mix both classic and contemporary. In the dining area, we kept the period features, adding touches of modern Danish craftsmanship'



DINING AREA

Malcolm designed a built-in window seat, with a dining table and chairs from Danish Design

SHOP THE LOOK

CABINETRY

■ Bespoke, handleless **cherrywood** cabinetry with an **American Black walnut** strip, designed by Malcolm Duffin and made by Hutton & Read. Prices for a similar kitchen, cabinetry only, start from **£37,000**

WORKSURFACES

■ Kashmir White **granite**, IKM. Price per linear m **£180**

SPLASHBACK

■ Mikon Red **glass** tiles, IKM, each **£2**
■ Red **glass**, IKM. Price for a H900 x W750 x D6mm panel, from **£156**

FLOORING

■ **Ceramic** tiles, IKM. Price per sq m **£40**

APPLIANCES

■ Built-in **double oven**, Wolf **£4,500**
■ Built-in **microwave**, Bosch **£294**
■ Two-burner **Domino gas hob**, Wolf **£1,429**
■ Two-zone **Domino hob**, Wolf **£1,429**
■ **Steamer**, Wolf **£2,089**
■ **Barbecue grill**, Wolf **£1,429**
■ Chimney **extractor hood**, Wolf **£2,359**
■ American-style **fridge freezer**, Sub-Zero **£12,249**
■ Built-under **fridge**, Sub-Zero **£4,369**
■ Built-in **wine cooler**, Sub-Zero **£4,069**
■ Fully integrated **dishwasher**, Bosch **£530**
■ Integrated **DishDrawer** dishwasher, Fisher & Paykel **£499**

SINKS AND TAPS

■ Kubus undermounted **one-and-a-half-bowl sink** in stainless steel, Franke **£433**
■ Rotondo **sink** in stainless steel, Franke **£221**
■ 2 x Fuji single-lever mixer **taps** with pull-out spray in chrome, Franke, each **£234**

FINISHING TOUCHES

■ Pam **bar stools**, Ligne Roset, each **£345**
■ **Dining table**, Danish Design, from **£1,468**
■ **Wishbone dining chairs**, Danish Design, each from **£405**
■ **Wine rack**, for similar, try Imperro, Tesco Direct **£25**
■ Red **wallpaper**, for similar try Radiance, Harlequin at John Lewis. Price per roll **£42**

FOR STOCKISTS, SEE PAGE 142

Aberdeen 01224 826 776 - Ayr 01292 618 277 - Broxburn 0845 074 0022 - Edinburgh 0131 337 3434 - Glasgow G11 0141 337 1435 - Glasgow G76 0141 644 1435
 Kilmarnock KA1 01563 530 838 - Kilmarnock KA1 01563 831 340 - Montrose 01674 676 965 - Perth 01738 639 090 | Berwick-Upon-Tweed 01289 305 100
 Doncaster 01302 366 220 - Grimsby 01472 343 853 - Leeds 0113 294 1414 - Newcastle-Upon-Tyne 0191 286 0514 - Sheffield 01142 769 388 - Wirral 0151 342 7442
 Beaconsfield 01494 681 444 - Bishop's Stortford 01279 501 642 - Bristol 0117 962 2599 - Cambridge 01223 213 266 - Horsham 01403 790 812
 Loughborough 01509 260 020 - Milton Keynes 01908 233 333 - Norwich 01508 528 196 - Shipston on Stour 01789 459 013 - Winchester 01962 735 135
 | Jersey 01534 720 197 | Belfast 028 9020 9209



Centre of ATTENTION

*A huge Aga is at the heart
of Sue and Richard Swait's
charming farmhouse kitchen*

FEATURE NICOLA WILKES · PHOTOGRAPHY MATT CANT

Kitchen FACT FILE



THE FAMILY Sue and Richard Swait. Sue is a vet and Richard works in agricultural seeds sales. They live with their children, Oscar, four, and Harry, two, and their cat Louis

THE HOME A four-bedroom, Grade II-listed farmhouse built in 1474, in Bridgwater, Somerset

THE CABINETRY Bespoke, hand-painted tulipwood cabinetry with birch ply veneer furniture from The Woodcroft range

PRICE GUIDE
£15,200

for a similar Cymru Kitchen's design,
cabinetry only



One of the reasons Sue and Richard Swait fell in love with their 500-year-old farmhouse was because of its idyllic location. It is set at the bottom of the Quantock Hills in Bridgwater, Somerset, and is right next door to a farm. 'We both love the countryside and this is a designated area of outstanding natural beauty, so when the property came up for sale, we both sold our respective houses and bought it,' says Richard.

The couple met when they were both relocated to the village with their jobs. The farmhouse was originally built in the 15th century and over the years has undergone many changes. In 2002, it became a Grade II-listed building, and when the Swaits moved in two years later, they held off making any immediate changes. The house was in need of modernisation, especially in the kitchen. 'It was tiny and only had a four-burner gas cooker and some units, although it was useable,' says Sue. On the recommendation of friends, the

PERIOD FEATURES

Once the inglenook had been restored, it became the perfect place to put the Aga. The original old oak door and oak ceiling beam all help to create the traditional farmhouse kitchen that Sue and Richard were hoping to achieve

DESIGNER'S TIP

'The custom-built Welsh dresser provides a place to display treasured items as well as storage for small, practical appliances when they're not being used'

WELSH DRESSER

The wide wall unit was built especially to fit this kitchen and includes an oak worktop and undercounter larder fridge. It has been painted in Dutch White eggshell by Fired Earth. The table runner is from Ochre and Ocre

couple enlisted the help of architect Paul Richold, a listed building expert from Architecton, and William Fox of Cymru Kitchens, to draw up plans. They soon realised there was a lot more to do in the house than they had originally thought. 'We had clearly got ahead of ourselves and had to wait another two years before we could consider putting in a new kitchen,' says Sue.

By that time, the Swaits knew exactly what they wanted and had even discovered an inglenook hidden behind a false wall as the restoration progressed. While work was carried out on the house, the family moved to a nearby rental property. Oscar, the couple's first child, had just turned one, and during the renovation, Sue found out she was pregnant with their second child, Harry. 'It wasn't ideal, but the eight months it took to complete the building work and preservation of the space whizzed by and when that was all completed, installing the kitchen took just a few weeks.'

DESIGNING THE LAYOUT

Having always dreamt of having an Aga, Sue and Richard were keen to have the kitchen designed around one. The couple also wanted to make the most of the room's original features. These included a beam over the inglenook fireplace – which, ironically, had to be replaced with a newer one – and an original Bridgwater tiled floor. 'We couldn't believe it when some of our friends suggested we rip it up and replace it with modern tiles and underfloor heating,' says Sue, who managed to source a few replacement tiles from a local salvage yard to make the original floor perfect again. As for the Aga

itself, they opted for an electric model that is one of the cheapest in the range to run. 'Luckily, we didn't need to install a flue,' says Sue.

As the project developed, so too did the colour scheme. 'We worked so hard on the layout, we knew the paint options would come to us as we went along,' says Sue. The couple decided on a cream Aga and Farrow & Ball's Chinese Blue for the cabinetry, and Lime White for the wall. 'I think having several shades prevents the kitchen looking too uniform and gives it a personal touch,' adds Sue. Despite loving the distressed finish on the cabinet doors, Sue changed her mind when it came to the Welsh dresser and painted it a simple, plain white. 'It works,' she says. 'It helps to create a more polished look, which was needed to lift the antique farmhouse mix of reclaimed furniture, flooring and traditional features.'

FINISHING TOUCHES

Kashmir White granite was chosen for the worktops to fit in with the period style of the kitchen and its red flecks mirror the warm hues of the stone flooring. As well as keeping a traditional feel, the couple have included many mod cons, such as a dishwasher and washing machine. 'We've got everything on our wishlist and even created more workspace with a few changes to the original plan,' Sue says. 'In fact, it's better than we thought it would be, and now we spend most of our time here. In summer, the door to the garden is always open and the children are running in and out, and we eat all our meals in the kitchen, only using the dining room for Christmas Day and entertaining.'

'It's been a long haul, but it's been worth the wait,' adds Richard. 'The family loves the kitchen and the pleasure it brings is plain to see.'



SINK AREA

The traditional Belfast sink, by Villeroy & Boch, is ideally placed for enjoying the country views



CORNER UNIT

A curved base cabinet finishes off the run of hand-painted cabinetry and provides extra storage for glassware

SHOP THE LOOK

CABINETRY

■ Bespoke, hand-painted tulipwood cabinetry with birch ply veneer furniture from The Woodcraft range, by Cymru Kitchens. A similar kitchen, cabinetry only, costs **£15,000**

WORKSURFACES

■ Kashmir White granite. Price per linear m **£400**
 ■ Oak worktop. Price per linear m **£250**

FLOORING

■ Existing Bridgwater stone. For similar, try Bridgwater Reclamation Yard. Price for 20 tiles **£80**

APPLIANCES

■ Four-oven electric Aga in Cream **£9,700**
 ■ Built-in single oven, Bosch **£600**
 ■ Undercounter larder fridge, Bosch **£400**
 ■ Fully integrated dishwasher, Bosch **£550**

SINK AND TAP

■ Belfast undermounted double-bowl ceramic sink, Villeroy & Boch **£520**
 ■ Alsace four-hole mixer tap in nickel, Perrin & Rowe **£350**

FINISHING TOUCHES

■ Existing French farmhouse table and chairs. Find similar at Alexander Paul Antiques
 ■ Table runner, Ochre and Ocre **£20**
 ■ Dualit toaster (Duck Egg blue no longer available), John Lewis **£145**
 ■ Aluminium kettle, Aga Cookshop **£85**
 ■ Clock, for similar, try Newgate Knightsbridge wall clock, John Lewis **£57**
 ■ Roman blind in Margerite by Parkertex, made by The Curtain Pole. Price per sq m **£69**
 ■ Chinese Blue estate eggshell paint, Farrow & Ball. Price for 2.5l **£43.50**
 ■ Dutch White acrylic eggshell paint, Fired Earth. Price per 2.5l **£43.50**
 ■ Lime White acrylic eggshell paint, Farrow & Ball. Price per 2.5l **£43.50**

FOR STOCKISTS, SEE PAGE 142

Advice from the OWNER

DO take the time to plan what you want in your kitchen – from where you put your appliances and worktops to installing the correct lighting.

DON'T install appliances that you might not need. We hardly ever use the single oven, as the Aga is on all year round. I think we've used it twice, to make Yorkshire puddings!

DO price everything before you start work – right down to the light fittings and socket covers – if you want to stay on budget.

How to choose a GRANITE WORKTOP

Granite is the worktop of choice for many but it varies greatly in price and finish. Our handy guide explains the differences to help you buy the best within your budget



LEATHER LOOK

This Chocolat en Cuir, from £388 per sq m at Chiltern Marble, has a leather finish and comes with a 15-year, no-stain promise



SPECKLED DESIGN

Use a striking granite to create a stunning and eye-catching feature in the kitchen, such as this Nero Marquina granite which costs from £567 from Bristol Marble

Stylishly hard-wearing, granite remains one of the most popular choices for a kitchen worktop. Fabulously versatile, it suits contemporary, traditional and classic kitchens, and can be used to add an element of luxury. As well as the hundreds of types of granite available, there are also various finishes – polished, honed, leathered, hydro or antiqued. Which you choose depends as much on the colour and style of your cabinetry as it does on personal taste.

Granite comes in so many different shades that there really is something to suit every kitchen, whether you want something quietly

understated or a stone that will make a strong, colourful statement. There are huge price variances too, from the more cost-effective Impala to specialist and exotic granites such as Labradorite. Where the stone was quarried, its rarity, the cutting and templating are all cost-determining factors and it is also important to bear in mind that the more elaborate the profile edge, the more expensive it is likely to be – so your budget may well play a big part in your final choice. Whichever type of granite you opt for, you can be assured of a beautiful, eye-catching worktop that will last for years.

'When buying granite, the key thing to remember is the enormous variety, but also be prepared to change your mind – granites are much more spectacular when viewed in person and you may opt for a stone you hadn't previously considered'

EAMONN FARRELLY, COMPANY DIRECTOR, NATURAL STONE SURFACES

FEATURE TRACEY WILLIAMS



FLAMED FINISH

This granite has a fabulously tactile feel. Mowlem's Nero Assoluto granite worktops, with a flamed finish, start from £500 per linear m



PALE AND INTERESTING

There are granites for every budget. Second Nature's Kashmir White, £240 per linear m, is at the lower end of the price scale and is a fresh alternative to darker styles



COLOURFUL CHOICE

For a seamless look, opt for a granite that picks out the colours of your cabinetry. Here, Juperana Perla granite, from £662 per sq m at Fired Earth, echoes the Bastide cabinetry

BEFORE YOU BUY

With so many different granites available, how do you go about choosing the best one for your kitchen?

- Granite is a natural material and no two pieces are the same. Rather than rely on a small showroom sample, choose your slab direct from the supplier, who will also advise on the best choice for your needs.
- If you're working to a tight budget, you must bear in mind that the finish, number of cuts, curves and edging style will all be added onto the cost of the granite.
- Choose a reputable kitchen showroom or stone manufacturer. Cutting costs by scrimping on your supplier can have disastrous results and may end up costing more.
- Hi-gloss black granites look fantastic but show up finger prints – an important consideration if you have children.
- With some of the more elaborate granites you will need quite a large surface area to show them at their best. You also need to consider if it's a pattern that you can live with for any length of time.
- Take into consideration the cost of having such a heavy worktop fitted. It's worth spending a little more with a fabricator who has hi-tech machinery and experienced craftsmen for a perfect result.



TOUCH OF GOLD

Granite Transformations offers veneers of granite that fit neatly over existing worktops, taking the hassle out of revamping surfaces. Prices for Walker Gold granite start from £320 per sq m, including fitting and lifetime guarantee



MIX AND MATCH

Combine different finishes to fabulous effect, such as this Leathered Cosmic Black granite mixed with Polished Cosmic Black granite from F Jones Cleveland. From £328 per linear m

EXPERT ADVICE WORKSURFACES



BLACK BEAUTY

Simple Honed Black Granite has been cleverly edged to create the illusion of a thick, chunky worktop. Available from Stone Age, it retails from £300 per linear m




SIMPLY SLEEK

For a contemporary kitchen, choose granite no thicker than 20mm for a slimline profile. SieMatic's Black Granite is 10mm in depth. From £306 per linear m



PERFECTLY POLISHED

Glossy and eye-catching, a polished finish suits both traditional and contemporary kitchens. This rare Caledonia granite is available in the UK from Natural Stone Surfaces and starts at £400 per sq m



SUBTLE EFFECT

An understated profile and polished finish, such as on this Victoria Brown granite, with bullnose edging, can accentuate detailed cabinetry. It costs from £72 per sq m from VelaCici Stone

GRANITE WORKSURFACE FINISHES

There are a variety of different finishes, all of which will ensure a unique surface for your kitchen

- Polished granite is stone that has been worked to a hi-gloss, although the extent of the sheen is dependent on the type of stone.
- Honed granite has a duller finish, giving a smooth surface but without the sheen. It works well in a variety of kitchen styles.
- A leather finish has a similar appearance to

honed but gives the stone a lightly textured surface – this choice works well with a contemporary design.

- An antiqued finish, also referred to as 'riverwashed', provides the granite with a highly textured surface.

- The dimpled or tumbled finish of flamed granite is achieved by using a combination of high-pressure

water jets in combination with blowtorch-strength heat to the surface of the stone. This causes the surface to melt and some of the crystals to shatter, leaving a highly textured, or dimpled, surface.

- Brushed granite is created where some of the roughness of the stone is removed, leaving a textured and lightly rippled smooth finish.

'Granite, especially polished granite, is great for the busy family kitchen because it's so much more durable than laminates or veneered materials'

**FRED JONES, CHAIRMAN,
F JONES CLEVELAND**

FIND

YOUR

PERFECT

ROOM



Create a look you'll love
at housetohome.co.uk

THE HOMES NETWORK

Ideal Home **Style** *at Home* HOMES & GARDENS COUNTRY HOMES & INTERIORS **Living**etc *Beautiful* KITCHENS 25 Beautiful HOMES *Create a look you'll love* housetohome.co.uk

HOW TO CHOOSE

Warm, characterful and famed for its timeless beauty and durability, wood is still one of the most popular flooring materials for the home

Wood remains an enduring choice for interiors and is the ideal type of flooring for bringing homely distinctiveness to the kitchen.

Solid wood looks beautiful and is wonderfully versatile – rustic or reclaimed floorboards work well in either a country or traditional kitchen, while exotic woods are perfect for a more contemporary scheme. With regular maintenance, it's a floor that will last for decades.

Engineered woods, where a thin-wood veneer is applied to

manufactured boards, have a cost-effective longevity and offer a good alternative to solid boards. They are available in an array of options, as are wood-look floorings such as laminates.

Practical, easy to maintain and made using the latest technology, laminates can look as good as the real thing, but without the upkeep. For all these floorings, price varies widely, from cheaper solid woods to costlier laminates.

The variety of natural colours, grains and stains available makes wood, or wood-look flooring, a good option for any kitchen.

GET THE PERFECT WOOD FLOOR

■ Visit the Guild of Master Craftsmen (guildmc.com), which can direct you to recognised joiners. For laminate fitters, see the National Institute of Carpet and Floorlayers (nicfltd.org.uk).

■ Wood flooring isn't cheap. If you're installing a new kitchen, lay it first so that if you tire of the scheme at a later date you don't have to buy a new floor.

■ Reclaimed flooring adds an authentic touch to an old property, as the scrapes and wear create a desirable appearance, but it can be a problem if any of it needs replacing. New and re-sawn old wood won't have the same mellowness as original timber, so source planks similar to the original ones in size and colour.

■ To find reclaimed flooring, visit salvo.co.uk, which has a list of reclamation yards and their specialisms.

■ Visit housetohome.co.uk or thehousedirectory.com for an A-Z of UK wood-flooring manufacturers and suppliers.



Brushed and burned oak, available in a choice of shades and widths, from £55.35 per sq m, Broadleaf Timber

FEATURE TRACEY WILLIAMS

DURABILITY

Hard-wearing and resilient, solid wood will last decades with the correct maintenance. However, it must be oiled regularly or sealed with a lacquer to ensure its longevity.

INSTALLATION

Nearly all problems related to solid-wood flooring are due to improper sub-floor preparation and installation. For best results, it is advisable to use a specialist fitter, although it can be done by an experienced DIY-er.

MAINTENANCE

More easily scratched and needs more care and attention than other floorings. Can also expand and contract with the temperature. Sweep and mop using just a damp cloth as water can cause wood to swell. However, any blemishes can be sanded down and the floor re-coated.

COLOURS & FINISHES

There's a huge selection of species stains and finishes, widths, thicknesses, grades and styles, so it's worth seeking advice to make the right decision for your kitchen.

GOOD ADVICE

'Robust hardwoods such as oak will survive more punishment than softer varieties, but they must be properly sealed with shellac or varnish to withstand moisture.'

DRUMMOND SHAW DRUMMONDS ARCHITECTURAL ANTIQUES


PRICE RANGE

From £26 per sq m to £100 plus per sq m.

WHERE TO BUY

UK Flooring Direct, Real Oak Floors, Topps Tiles, Drummonds

WOOD FLOORING



Comprising several layers of wood joined together under pressure, engineered boards are even more durable than solid wood.

Choose a make that has a glueless join – this will speed installation and enable the boards to align themselves, making the process more straightforward and less prone to error. A novice DIY-er should be able to install a 25 sq m area of flooring within two days.

Sweep and mop with a damp but not wet cloth, especially if the floor is made from either beech or hard maple, as these species are more sensitive to moisture. All floors have durable pre-finishes, so require no further regular maintenance.

Numerous woods from native species to the more exotic, of which there are various shades, colours and finishes – matt lacquer, satin lacquer, oiled, brushed and lacquered, brushed and oiled, or age-distressed.

'Engineered wood floors are more stable than solid floors and will expand and shrink less as a result of changes in moisture, making them a good option for the kitchen.'

JEANDRÉ DU TOIT ECORA

From £20 per sq m up to £90 per sq m.

Ted Todd, Kährs, Junckers, Vanilla Wood Floors, Ecora

The cheaper it is, the thinner it is, although wood laminates are still highly durable, scratch resistant, hygienic and able to withstand wear and tear. Consider Aqua-Step laminate, which is ideal for kitchens.

For the competent DIY homeowner, fitting shouldn't be a problem, especially if you choose a click-fit system, which doesn't require adhesive. To prevent warping, acclimatise planks in the room they are to be fitted in 48 hours prior to fitting.

Very easy – simply vacuum and clean with a damp cloth. Don't pour cleaning liquids directly onto the laminate or use abrasive products. Scratch repair kits are available.

Available in different widths and in a range of finishes such as rustic, antique and washed. There are numerous 'species', from beech, oak or birch to the more exotic zebrano or bamboo.

'Colour variation is important, too, as each wood plank would age differently, so try to choose a laminate that replicates this to give a more authentic feel.'

PHILIP CARYN QUICK-STEP

From £14 per sq m up to £34 per sq m.

Krono, Quick-Step, Wickes, Aqua-Step, B&Q, Floors-2-Go

MOBILE HOMES

Are you always on the go? Have a look at Housetohome's brand-new mobile-phone site for instant inspiration. You can now keep up to date with all the latest homes news and inspiration by checking us out on your mobile (smartphones only). Just visit housetohome.co.uk from your phone to access all the usual great content. What's more, our easy-to-use mobile site prioritises our newest offerings, so you can be sure you're clicking on the very latest content!

Find us ONLINE

HOUSETOHOME.CO.UK



TAKE TIME TO CHECK OUT OUR EXCITING NEW HOME PAGE!

You can now find all of *Beautiful Kitchens*' online content in one giant one-stop shop! Head on over to housetohome.co.uk/beautifulkitchens to discover inspiring makeovers, the latest shopping buys, videos, hot-off-the-press news, expert advice and much, much more!



Christmas isn't too far away, so it's time to get your home ready for guests – from updating the kitchen in readiness for all that cooking and entertaining, to sourcing the best juicer for your Christmas morning buck's fizz. Visit our kitchen channel at housetohome.co.uk/kitchen for inspiring photo galleries and essential advice. Plus, don't miss hundreds of dining room ideas at housetohome.co.uk/dining-room. You'll have the place ready for festive fun in no time.

BK BLOG

Keep up with the team's comings and goings by visiting our blog at beautifulkitchens.wordpress.com. You'll find all the latest kitchen news and views

BECOME OUR FACEBOOK FAN

Join in the latest design debates and share your thoughts on new kitchen products by becoming our fan at facebook.com/beautifulkitchensmagazine. Prefer Twitter? Follow us at twitter.com/kitchensmag

KITCHEN TOURS

Love peering at others' kitchen makeovers for inspiration? You can now find our online kitchen tours all in one place at housetohome.co.uk/beautifulkitchens. Browse our photo galleries of real-life transformations, steal style tips, find out where to buy items and get expert design advice.

VIDEOS TO WATCH

Don't miss our video playlist, shown in the top right-hand corner of our web page at housetohome.co.uk/beautifulkitchens. You'll find clips with our Editor, Ysanne, including 'How to make your kitchen-diner work hard' and 'The dos and don'ts of utility-room design'.



HOT SHOPPING

Visit our brand-new shopping section at housetohome.co.uk/beautifulkitchens to discover our favourite products available on the high street. From sinks to taps, hobs to wine coolers, fridge freezers to ovens and microwaves to dishwashers, we've scoured the autumn/winter shows for all the latest designs, so you don't have to.

25 BEAUTIFUL HOMES

* TOWN * COUNTRY * NEW-BUILDS * INTERIORS * ADVICE * INSPIRATION *

STEP INSIDE INSPIRING HOMES

NOVEMBER 2011 £3.70
US \$8.99, AUS \$8.50, NZ \$12.95

1950s glamour
Tastefully
muted barn
Old style
new-build

WIN
A luxury
hotel break
for two

**CHIC
SCHEMES**

Full of ideas
from cottages
to townhouses

ON
SALE
29 SEPT

'Decorating
this house
HAS BEEN
LOTS OF FUN'
CREATING A FAMILY HOME

MORE INSPIRATIONAL HOMES
THAN ANY OTHER MAGAZINE

WHERE TO BUY

All the numbers and website addresses you need from this issue

A ■ ABIGAIL EDWARDS

07946 455277
abigailedwards.com
■ AEG 0844 561 1611
aeg.co.uk
■ AEON 01908 271155
aeon.co.uk
■ AGA 0845 712 5207
aga-web.co.uk
■ ALCO 01805 622461
alco-ng.co.uk
■ ALESSI 020 7518 9091
alessi.co.uk
■ ALEXANDER & PEARL
0203 372 5139
alexanderandpearl.co.uk
■ ALNO 01924 487900
alno.co.uk
■ APOLLO WORKTOPS
0845 618 9945
apolloworktops.com
■ AQUASTEP
02476 325031 aquastep.be
■ ARTHOUSE
01706 230077 arthouse.com
■ ARTHUR PRICE
01543 257775 arthurprice.com
■ ASTRACAST
01274 654700 astracast.co.uk
■ ATLANTIC SHOPPING
0121 230 1644
atlanticshopping.co.uk

B ■ B&Q

0845 609 6688 diy.com
■ BAILEYS HOME AND GARDEN 01989 561931
baileyshomeandgarden.com
■ BARNES OF ASHBURTON
01364 653613
barnesofashburton.co.uk
■ BAUMATIC
0118 933 6911 baumatic.co.uk
■ BEGGS & PARTNERS
028 9023 5791
beggsandpartners.com
■ BEKO 0845 600 4911
beko.co.uk
■ BHS 0845 196 0000
bhs.co.uk
■ BIBO 0800 678 5969
bibowater.co.uk
■ BISQUE 01225 478500
bisque.co.uk

■ BLANCO 0844 912 0100

blanco.co.uk
■ BLUM
01908 285700 blum.com
■ BOCONCEPT
020 7388 2447 boconcept.co.uk
■ BODUM 020 7240 9176
bodum.com
■ BOMBAY DUCK
020 8749 3000
bombayduck.co.uk
■ BOSCH 0844 892 8979
bosch-home.co.uk
■ BOUF 0845 519 2259
bouf.com
■ BRADBURY'S
01392 825940
bradburysltd.co.uk
■ BRASS & TRADITIONAL
SINKS 0845 201 3040
sinks.co.uk
■ BREVILLE
0800 525089 breville.co.uk
■ BRISTOL MARBLE
01179 656565
bristolmarble.com
■ BRITA
0844 742 4900 brita.net
■ BROADLEAF 01269 851910
broadleafimber.com
■ BRUME 01364 73090
brume.co.uk
■ BRYAN TURNER
KITCHEN FURNITURE
01953 601567
bryanturnerkitchens.com
■ BUSHBOARD
01933 232200 bushboard.co.uk

C ■ CAPLE 0117 9381900

caple.co.uk
■ CARRON 0800 129 2224
carron.co.uk
■ CARRON PHOENIX
01324 638321 carron.com
■ CASAMANCE
0844 369 0104 casamance.com
■ CASTLE GIBSON
020 8211 8690
castlegibson.com
■ CHALON
01458 254600 chalon.com
■ CHEF'S KNIFE STORE
020 8960 1020
chefsknifestore.co.uk

■ CHESNEY'S

020 7627 1410 chesneys.co.uk
■ CHILTERN MARBLE
01234 851469
chilternmarble.co.uk
■ CHURCHWOOD DESIGN
01298 872422 churchwood.co.uk
■ CLARKE AND CLARKE
01706 242010
clarke-clarke.co.uk
■ CLADDAGH BLINDS
00353 1 4580635 homewise.ie
■ CLAYTON CABINETS
01363 83615
claytoncabinets.co.uk
■ COLE & SON
020 7376 4628
cole-and-son.com
■ COLOUR GLASS
00353 1 2955322 colourglass.ie
■ CORIAN BY DUPONT
0800 962116 corian.co.uk
■ CP GROUP 01484 727147
cpgroupuk.com
■ CUISINART
0870 240 6902 cuisinart.co.uk
■ CURRYS 0844 561 6263
currys.co.uk
■ CYMRU KITCHENS
01633 676767
cymrukitchens.com

D ■ DAVID JENKINS

DESIGN 01444 484811
davidjenkinsdesign.co.uk
■ DAVID MELLOR DESIGNS
01433 650220
davidmellordesign.co.uk
■ DAVAL 01484 848500
daval-furniture.co.uk
■ DAVONPORT
0844 815 9358 davonport.com
■ DE DIETRICH
01256 308045 dedietrich.co.uk
■ DECOFLAME
01908 760308 decoflame.com
■ DECO GLAZE
020 8569 8585 decoglaze.co.uk
■ DESIGN 55
01422 375940
design55online.co.uk
■ DESIGNERS GUILD
020 7893 7400
designersguild.com
■ DEVON STONE
01395 222525 devonstone.com
■ DILIGENCE FIRES
01364 644790
dualit.com
■ DULUX 0844 481 7818
dulux.co.uk
■ DUPENNY 01273 571 001
dupenny.com
■ DWELL 0845 675 9090
dwell.co.uk

E ■ ECORA

020 7148 5265 ecora.co.uk
■ ELECTROLUX
0844 561 2612 electrolux.co.uk
■ ELICA 01252 351111
elica.co.uk
■ ELITE TILES & INTERIORS
020 8202 1806 elite-tiles.co.uk
■ EMMA BRIDGEWATER
0844 243 9277
emmabridgewater.co.uk
■ ESTCO
07989 502646
■ EUROHEAT
01885 491100 euroheat.co.uk

F ■ F JONES CLEVELAND

01642 241195
fjonesltd.com
■ FARROW & BALL
020 7351 0273 farrow-ball.com
■ FIRED EARTH
0845 366 0400
firedearth.com
■ FISHER PAYKEL
0845 066 2200
fisherpaykel.co.uk
■ FLOORS-2-GO
0808 238 8888
floors2go.co.uk
■ FOUR SEASONS
01937 862557
fourseasonskitchens.co.uk
■ FOUR SEASONS
INTERIORS 0113 294 1414
4seasons-design.co.uk
■ FRANKE 0161 4366280
franke.co.uk
■ FRASER ENGINEERING
UK LTD 01233 733308
feukltd.com
■ FULTONS
028 9038 4700 fultons.co.uk

G ■ GAGGENAU 0844 892

8988 gaggenau.co.uk
GENERAL PAINTS 00 353 1
6288224 colortrend.ie
GEORG JENSEN 020 7499
6541 georgjensen.com/uk
GRAHAM & BROWN 0800
328 8452 grahambrown.com
GRANITE TRANSFORMATIONS
0800 822 3410
granitetransformations.co.uk
GREAT BRITISH KITCHENS
& INTERIORS 01959 532233
handmadekitchens.co.uk
GREEN PAN 01483 255842
green-pan.co.uk

H ■ HACKETT

HOLLAND
020 7467 0450
hackettholland.co.uk
■ HAIR
01483 411817 haier.com
■ HARVEY JONES
0800 389 6938
harveyjones.com
■ HEAL'S 0870 024 0780
heals.co.uk
■ HILLARYS 0800 916 6524
hillarys.co.uk
■ HOLLOWAYS OF
LUDLOW 020 8487 9422
hollowaykitchens.com
■ HOMEBASE 0845 077
8888 homebase.co.uk
■ HOOVER 01685 721222
hoover.co.uk
■ HOTPOINT 0800 092 1922
hotpoint.co.uk
■ HOUSE OF FRASER 0845
602 1073 houseoffraser.co.uk
■ HUS & HEM 01531 631044
husandhem.co.uk
■ HUTTON & READ
0131 3331590
huttonandread.co.uk

I ■ IDS SYSTEMS

01603 408804
i-d-systems.co.uk
■ IKEA
0845 358 3363 ikea.com
■ IKM, EDINBURGH
0800 0288382 ikmgroupp.co.uk

■ IN-SINK-ERATOR

0800 389 3715
insinkerator.co.uk
■ INSPIRED HEATING
01452 543776
inspiredheating.co.uk
■ INTERIORS OF EXETER
01392 217888
■ INTERVARI
020 7637 1900 intervare.com

J ■ JAGA

01531 631533 jaga.co.uk
■ JAMIE AT HOME
0844 871 2010
jamieathome.co.uk
■ JOHN LEWIS
0845 604 9049 johnlewis.com
■ JOHN PETERS
0844 391 2223
jpfurnishings.co.uk
■ JULIETTES INTERIORS
01789 721911
juliettesinteriors.co.uk
■ JUNKERS 01376 534700
junkers.co.uk

K ■ KÄHRS 023 9245 3045

kahrs.com
■ KARTELL 01325 379060
kartell.co.uk
■ KENWOOD 02392 393333
kenwoodworld.com
■ KITCHEN AID
0800 988 1266 kitchenaid.co.uk
■ KITCHENS KITCHENS
020 7483 0201
kitchenskitchens.co.uk
■ KRONO krono-original.com
■ KWC 020 8675 9335
swisslinelondon.co.uk

L ■ LACANCHE

01202 733011
lacanche.co.uk
■ LAKES KITCHENS
lakeskitchens.co.uk
■ LAKELAND
015394 88100 lakeland.co.uk
■ LAURA ASHLEY
0871 983 5999 lauraashley.com
■ LE CREUSET
0800 373792 lecreuset.co.uk
■ LG HAUSYS
01732 424240 himacs.eu
■ LIEBHERR
0844 412 2655 liebherr.co.uk
■ LIGNE ROSET
0870 777 7202 ligne-roset.co.uk
■ LINWOOD 01425 461176
linwoodfabric.com
■ LITTLE GREENE
0845 880 5855 littlegreene.com
■ LUTRON 01260 224959
lutroninstaller.com

M ■ MHS RADIATORS

01268 546700
mhsradiators.com
■ MADE BY HANDS OF
BRITAIN 01260 224738
madebyhandsofbritain.com
■ MAGIMIX 0844 573 8655
magimix.com
■ MAGNET 0845 123 6789
magnet.co.uk
■ MALCOLM DUFFIN
01383 873455
malcolmduffin.co.uk
■ MAKE INTERNATIONAL
0845 686 0960
makeinternational.com

■ MARK WILKINSON

FURNITURE
01380 850007 mwf.com
■ MARKET CARPETS
01392 272580 or 01392 423007
marketcarpets.co.uk
■ MARKS & SPENCER
0845 609 0200 (furniture)
0845 302 1234 (other products)
marksandspencer.com
■ MARSTON &
LANGINGER 020 7881 5700
marston-and-langinger.com
■ MATTHEW MARSDEN
FURNITURE 01257 450413
mmfurniture.co.uk
■ MCCARTNEY'S TILES
028 9447 2140
mccartneytiles.com
■ MELIN TREGWYNT
01348 891 225
melintregwynt.co.uk
■ MERCURY 0870 789 5107
mercuryappliances.co.uk
■ METRIS 01325 505590
metriskitchens.co.uk
■ MGS PROGETTI
0845 064 5907 tapstore.com
■ MIELE 01235 554455
miele.co.uk
■ MORPHY RICHARDS
0844 871 0960
morphyrichards.co.uk
■ MOWLEM & CO
020 7610 6626
mowlemadco.co.uk
■ MORSØ 01788 554412
morsoe.co.uk
■ MY INTERIOR STYLIST
07516 762768
myinteriorstylist.com
■ MYSON 0845 402 3434
myson.co.uk

N ■ NAILSEA

ELECTRICAL
0117 924 6002
nailseaelectricalonline.co.uk
■ NATURAL STONE
SURFACES 0845 491 8790
naturalstonesurfaces.co.uk
■ NEFF 0844 892 8989
neff.co.uk
■ NEIL LERNER
020 7433 0705 neillerner.com
■ NEWGATE 01691 679994
newgateclocks.com
■ NEXT 0844 844 8000
next.co.uk
■ NGI DESIGN
01780 766899 ngidesign.co.uk
■ 95% DANISH
01993 867078
95percentdanish.com
■ NOT ON THE HIGH
STREET 0845 259 1359
notonthehighstreet.com

O ■ OCHRE & OCRE

0845 3311 277
ochreandocre.com
■ OKA 0844 815 7380
okadirect.com
■ OLIVER BONAS
020 8974 0110
oliverbonas.com
■ ORIGINAL BTC
01993 882251 originalbtc.com
■ ORIGINAL STYLE
01392 473000 originalstyle.com
■ ORLA KIELY
020 7720 1117 orlakiely.com





0800 636262 sainsburys.co.uk

■ **SAMSUNG** 0330 726 7864
samsung.co.uk

■ **SANDBERG @ THE LITTLE GREENE PAINT COMPANY**

0845 880 5855
littlegreene.com

■ **SCANDI LIVING**
01428 681474 scandiliving.com

■ **SCAVOLINI**
0118 9799 811 scavolini.com

■ **SECOND NATURE**
01325 505539

sncollection.co.uk

■ **SELFRIDGES**
0800 123 400 selfridges.com

■ **SHALFORD**
003 53 45 524478 shalford.ie

■ **SHAW'S OF DARWEN**
01254 775111

shawsofdarwen.com

■ **SIEMATIC**
0844 335 6595 siematic.com

■ **SIEMENS**

0844 892 8999

siemens-home.co.uk

■ **SIMPLY BAMBOO**

0845 222 0408

simplybamboo.co.uk

■ **SINKS.CO.UK**

0845 201 3040 sinks.co.uk

■ **SMALLBONE OF**

DEVIZES 020 7581 9989

smallbone.co.uk

■ **SMEG** 0844 557 9907

smeguk.com

■ **SOUTH WEST**

RECLAMATION

01278 444 141

southwest-rec.co.uk

■ **SPARKWORLD**

01626 834666

sparkworld.co.uk

■ **STEEL CUISINE**

01926 338116

steelcuisine.co.uk

■ **STEPEVI** 020 7376 7574

stepevi.co.uk

■ **STONE AGE**

020 7384 9090

stone-age.co.uk

■ **STOVES**

0844 815 3740 stoves.co.uk

■ **SWEETPEA AND**

WILLOW 0845 257 2627

sweetpeaandwillow.com

■ **TARKETT**

01622 854040

tarkett.com

■ **TED TODD**

01925 283000 tedtodd.co.uk

■ **TEKTURA**

020 75363300 tektura.co.uk

■ **TESCO DIRECT**

0845 600 4411

direct.tesco.com

■ **THE 1810 COMPANY**

01978 660770

the1810company.co.uk

■ **THE COFFEE MACHINE**

020 7371 5337 thecoffee

machinelondon.co.uk

■ **THE CONRAN SHOP**

0844 848 4000

conranshop.co.uk

■ **THE CONTEMPORARY**

HOME 0845 130 8229 tch.net

■ **THE KITCHEN DRESSER**

COMPANY 01782 575565

thekitchendresser.co.uk

■ **THE ONLINE TILE SHOP**

02476 584070

onlinetileshop.co.uk

■ **TOPPS TILES**

0800 023 4703

toppstiles.co.uk

■ **TOWN & COUNTRY**

020 7091 0621

townandcountryuk.com

■ **TUISS** 0800 862 0466

tuiiss.co.uk

■ **UK FLOORING**

DIRECT 0845 805 1088

ukflooringdirect.co.uk

■ **UTILITY** 0151 708 4192

utilitydesign.co.uk

■ **VALTTI** 0131 334 4999,

valtti.co.uk

■ **VANILLA WOOD**

FLOORS 0844 477 6480

vanillawoodfloors.co.uk

■ **VELACICI ROCKS**

01476 579950

velacicistone.com

■ **VILEDA** vileda.co.uk

■ **VITA AUDIO**

01702 601410 vitaaudio.com

■ **WS WESTIN**

01484 421585

westin.co.uk

■ **WALLPAPER DIRECT**

01323 430886

wallpaperdirect.co.uk

■ **WESCO** 01625 548728

wesco.ltd.uk

■ **WESSEX RECLAMATION**

07881 817372

architectural-reclamation.co.uk

■ **WHIRLPOOL**

0844 815 8989 whirlpool.co.uk

■ **WICKES**

0844 892 2701 wickes.co.uk

■ **WILLOW & STONE**

01326 311388

willowandstone.co.uk

■ **WOLF & SUB ZERO**

020 8418 3800 westye.co.uk

■ **WORCESTER-BOSCH**

worcester-bosch.co.uk

■ **ZANUSSI**

0844 561 2612

zanussi.co.uk

■ **ZIP HEATERS**

0845 602 4533

zipheaters.co.uk

■ **ZOFFANY**

0844 543 4748 zoffany.com

Beautiful KITCHENS

EDITORIAL

EDITOR Ysanne Brooks

Personal Assistant

Sally Dominic (020 3148 7154)

Design Consultant Caroline Brown

Associate Editor - Features

Rachel Ogden

Art Editors

Shahida Karim, Paula Jardine

Chief Sub Editor

Seán O'Connell

Deputy Chief Sub Editor

Laurie Davidson

Sub Editor

Steve Efstathiou

Contributors (Subbing)

Rebecca Ambury, Colette Campbell,

Maxine Clarke, Alasdair Lees, Fiona

Mace, Claire O'Sullivan

(Art) Teresa Jichova, Angela Ryan

Kitchen plans Antbits

■ **REGIONAL ADVERTISEMENT ENQUIRIES**
0161 601 3725

PUBLISHING

Managing Director

Jackie Newcombe

PA to Managing Director

Amy Ransom (020 3148 7651)

Publishing Director

Yvonne Ramsden (020 3148 7663)

Publisher

Belinda Cooper (020 3148 7666)

PRODUCTION

Group Production Manager

Samantha Bishop (020 3148 5453)

Production Manager

John Botten (020 3148 5443)

Advertisement Production Manager

Julia Wilson (020 3148 5444)

Editorial Production Manager

Nicola Tillman (020 3148 7891)

Art Production Designer

Ricky Martin (020 3148 7294)

SOUTHBANK SOLUTIONS

Creative Solutions/

Group Account Manager

Sue Valentine (020 3148 7630)

Regional Business

Development Manager

Catherine Cooper (0161 601 3727)

IPC CREATIVE

Creative Director

Maria Ginn (020 3148 3617)

Art Director

Ben Briley (020 3148 3619)

Projects Director

Hannah Spice (020 3148 3614)

Project Manager

Shaazia Shamsi (020 3148 3632)

CIRCULATION

Deputy Circulation Manager

Tom Smith (020 3148 3457)

MARKETING

Head of Marketing

Kate Laurence (020 3148 7696)

Head of PR

Kaye Woodhouse (020 3148 7682)

SYNDICATION

Sales Executive

Efi Mandrides (020 3148 5485)

SUBSCRIPTIONS & BACK ISSUES

Subscriptions Marketing & Queries 0844 848 0848

BACK ISSUES 01733 385170



IPC SOUTHBANK Beautiful Kitchens is published by IPC Southbank, Blue Fin Building, 110 Southbank Street, London SE1 0SU © IPC Southbank, 2004. Distributed by Marketforce (UK) Ltd, Blue Fin Building, 110 Southbank Street, London SE1 0SU (020 3148 3333). Publisher's subscription rates for one year (10 issues) including p&p: UK, £47.40; Europe and Eire, £61.19/113.94 Euros; North America, £79.13/\$140.31; Rest of the world, £79.13. For subscription enquiries and orders, call 0844 848 0848.

Repro by Wyndeham Pre-press Ltd. Printed by Southernprint Limited (Poole). Cover printed by Wyndeham Impact (Basingstoke).

Note to readers - prices: all prices quoted were correct at the time of going to press and include VAT. Prices for appliances tend to vary depending on the supplier. Please check costs and availability before you buy. Colours: while we try to ensure colours printed are as close as possible to the original, we can't guarantee it due to the limitations of the printing process. Please use matchpots/swatches to check colours before buying. Worktops: every kitchen layout is different and your final worktop cost will depend on cut-outs and other finishings. For this reason, the prices quoted for worktops are without cutting and finishing unless specified.



SUBSCRIBE TODAY AND SAVE 36%

The perfect Christmas gift
that lasts all year round –
why not treat yourself?

GREAT REASONS TO SUBSCRIBE TO BEAUTIFUL KITCHENS:

- Pay just £7.49 every 3 months by direct debit – a saving of 36% on the full rate
- Convenient home delivery
- Free gift card with every gift subscription received before 8 December*
- Never miss an issue!
- Give more, save more – great savings when you buy two or more magazine subscriptions, visit magazinesdirect.com



**GREAT
GIFT
IDEA**

Order online at:

www.magazinesdirect.com/bkxmas
or call: 0844 848 0848

Offer closes 1 February 2012. Lines are open 7 days a week, 8am–9pm. Please have your bank details ready when you call and quote code AAJ1

Offer only open to new subscribers. Final closing date for all orders is 1 February 2012. Orders purchased as a gift before the 8 December 2011 will start with the February 2012 issue published in January. All gift orders purchased after this date will begin with the first available issue. Orders purchased for yourself will start with the next available issue – please allow up to six weeks for delivery, 8 weeks for overseas orders. For enquiries and overseas rates call +44 330 3330 233, or email ipcsubs@quadrantsubs.co.uk. All prices are discounted from the full subscription rate advertised in each title, include P&P and are correct at time of going to press. *If you supply an email address your order will be acknowledged by email and you will be given the option to request a gift card electronically or by post. If you do not supply an email address you will automatically be sent a postal gift card.

GERMAN KITCHEN DESIGN

Kitchens By Design



We can turn your kitchen dreams into reality

Kitchens By Design is a family run business established 1989 importing top quality kitchens from Leicht.

Offering a free design service for full project managed kitchens or supply only - our prices start from £6,000.

We have recently extended our studio to offer eleven superb fitted displays making us one of Bristol's largest kitchen studio. We offer customer parking and children's play area.

Kitchens By Design
51 - 53 Westbury Hill
Westbury On Trym
Bristol BS9 3AD

0117 962 2599

info@kbdbristol.co.uk

www.kitchensbydesignbristol.co.uk



Neil Lerner German Kitchens



Contemporary Bespoke German Kitchens For Less

The high-gloss, contemporary German kitchens at Neil Lerner all exhibit his sought-after signature style. The kitchens have been brilliantly manufactured in Germany, but are very much created in England by highly experienced designers who understand what their customers really want.

With its refreshingly unfussy and functional urban look a 'Neil Lerner kitchen' has such cachet that it is easy to see why the 325 sq m Finchley Road showroom has become London's leading independent kitchen studio. There is something very special about the kitchens, something hard to define but very obvious; as with the walnut kitchen shown above, each Neil Lerner kitchen that comes off the drawing board is created for the character and lifestyle of the owners. It's the German kitchen you want!

020 7433 0705

www.neillerner.com

neil lerner

New Kitchens Ltd



Buying a Kitchen Just Got Easier

We are a main dealer of Hacker Kitchens, the German modern kitchen specialist, famous across the world for quality, innovation and style. The German kitchen ranges offer a huge variety of classic and contemporary kitchen designs and finishes, available at prices to suit a range of budgets.

Units 1A & 1B Shefford Industrial Park
St Francis Way, Shefford,
Beds SG17 5DZ
01462 812826

new kitchens ltd

ESTABLISHED 1971

www.newkitchens.ltd.uk

Readymade Kitchen



A full range of German kitchens at unbeatable prices.

As one of the market leaders of quality and affordable German Kitchens, Readymade Kitchen is proud to announce the new Cucina Purista range of Handleless Kitchens.

Available in laminate and lacquered finishes as well as wood designs.

We deliver the cabinets fully assembled and direct from our German Factory.



Tel 01773 828585

sales@readymadekitchen.co.uk

www.readymadekitchen.co.uk

Beautiful
KITCHENS

Marketplace



Looking to buy something for your home? You'll find it in our easy-to-follow guide



MARKETPLACE CATEGORIES

- 148 Appliances
- 147 Kitchen Accessories
- 149 Kitchens
- 153 Regional Suppliers
- 148 Tiles
- 148 Wine Cellars

Why not
visit our online
interiors
directory at
[housetohome.
co.uk/directory](http://housetohome.co.uk/directory)



To advertise here or on our online directory, please call Aimee Mott on 020 3148 2635, or email homeinterestclassified@ipcmedia.com

KITCHEN ACCESSORIES

Throw away the kettle

**100°C
on tap**



Imagine 100°C boiling water instantly on tap.

Tea, coffee, pasta or veg are ready to go now! Ultra-convenient and ultra-efficient, the iconic Quooker is fast becoming indispensable in the modern kitchen.

- **Eco Friendly** Delivers exactly the amount of water you need, when you need it
- **Energy Efficient** Energy use only 3p a day, a saving of up to 55% against a kettle
- **Safe** Teflon insulated so cool to touch, child-proof tap
- **Easy to Install** Discreet tank fits neatly under the sink or nearby
- **Iconic Design** CoolBrand top 100 innovation, modern and traditional styles

Quooker is Quicker!

Eco Friendly



Energy Efficient



Time Saving



Safe



Easy Install



www.quooker.co.uk
info@quooker.co.uk
0845 190 3971

Quooker®
THE BOILING-WATER TAP

KITCHEN ACCESSORIES



THE PARSIFAL DOWNDRAFT EXTRACTOR

AIR UNO

For stockists call
0113 201 2240
Or visit www.airuno.co.uk

APPLIANCES

**In less than 1m²
of your kitchen**

you can have a corner fridge
with the volume of 4 or 5
standard refrigerators



0845 061 6622
www.cornerfridge.com

TILES

What if you could visit any art
gallery or museum in the world to
choose a tile mural for your kitchen
range.....

.....well now you can.

Constable, Monet, Van Gogh,
whatever your choice, visit our site
to search thousands of works of art
by subject or artist and we will
produce a bespoke real ceramic
tile panel that is unique to you with
all image license fees paid.



www.image-artisans.co.uk
telephone 01772 435519

exclusive decorative ceramics

WINE CELLARS

Spiral Cellars
BUILD YOUR WINE A HOME



Transform your kitchen
into the *ultimate*
entertaining space

www.spiralcellars.com | 0845 241 2768

KITCHENS



01603 628080

www.handmadekitchensnorfolk.co.uk

113 Unthank Road, Norwich, Norfolk, NR2 2PE, East Anglia

Bespoke solid wood freestanding kitchen furniture.

Gorgeous!


Kitchen furniture at terrific prices.

Contact us for a brochure quoting BK OCT 11.

Total cost of all handpainted bespoke cabinetry only £4500
(Excluding worktops)

Prices shown are
carry away.

Main showroom: Lynx Trading
Estate, YE0VIL BA20 2HL

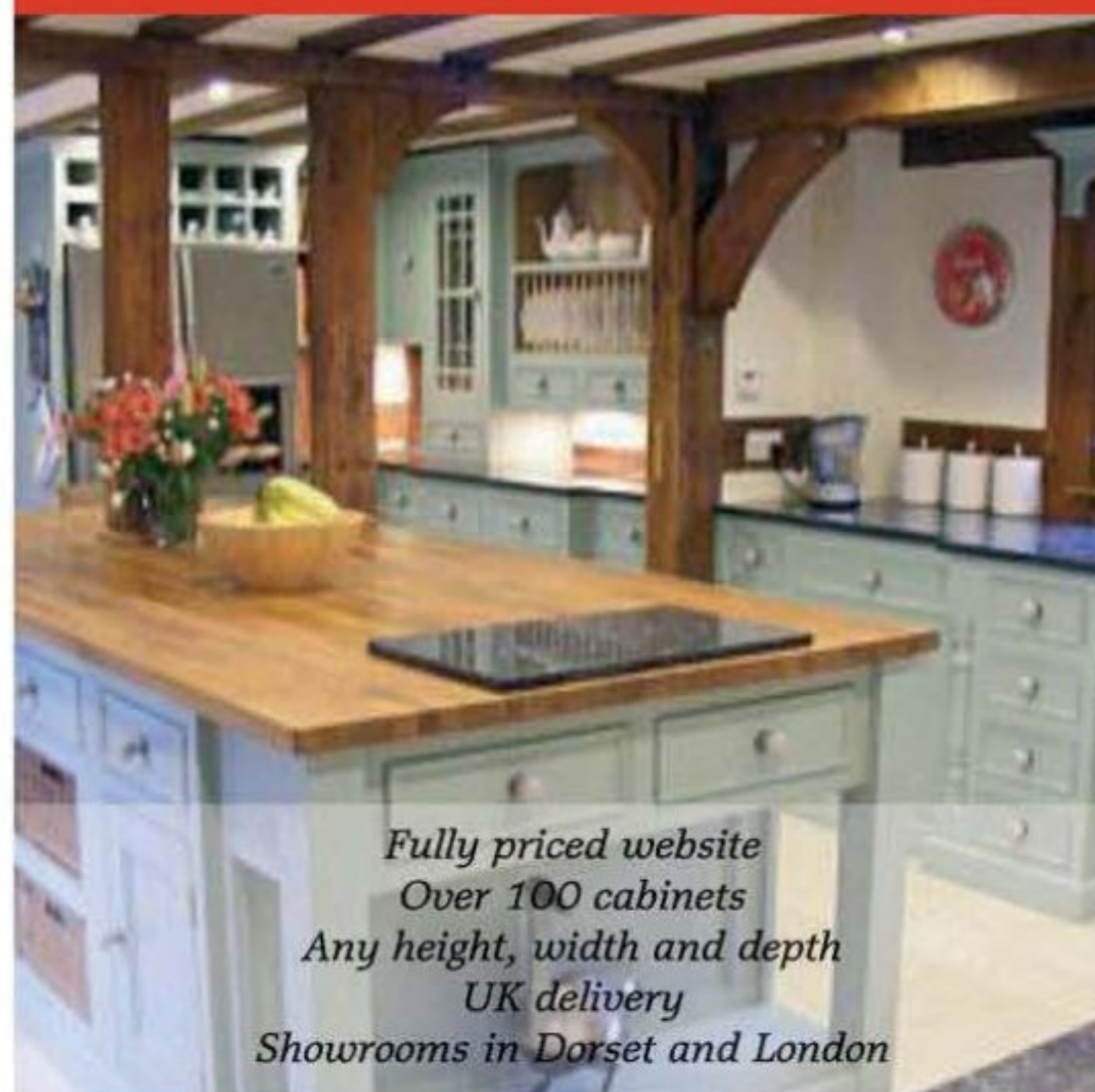
01935 410500

oldcreameryfurniture.com
**Old
Creamery**
Furniture


QUALITY HAND BUILT FURNITURE CONSTRUCTED
IN OUR OWN WORKSHOP WHERE YOU CAN WATCH
YOUR DREAMS BECOME A REALITY

A2 CLAIRE ROAD
KIRBY CROSS FRINTON ON SEA ESSEX
CO13 0LY
TEL: 01255 675200
WWW.ADEPTFURNITURE.CO.UK

The **original** online handmade kitchen co!

SALE 50% OFF PLUS FREE UPGRADE TO OAK!!
Oak Cabinets from £170 inc VAT!


Fully priced website

Over 100 cabinets

Any height, width and depth

UK delivery

Showrooms in Dorset and London

www.handmadekitchens-direct.co.uk

Tel: 01202 475515 Fax: 0870 1281366

KITCHENS

**DAVONPORT**

naturally distinctive interiors



Elegant creative interior solutions perfectly built around you & your lifestyle.

*For a copy of our brochure or to arrange for a designer to visit you,
please call your local showroom on 0844 815 9358.*

www.davonport.com

KITCHENS

Cabinetmakers of fine bespoke kitchens and furniture



Stephen Anthony Design Ltd
The Workshop, Southleigh Farm,
Southleigh Road, Havant, Hampshire PO9 2NX

Tel: 023 9248 6478
Fax: 023 9247 6729
Email: sales@stephenanthonydesign.com
www.stephenanthonydesign.com

Stephen
Anthony
DESIGN

BESPOKE HANDMADE KITCHENS BEDROOMS & HOME STUDIES

MANUFACTURED & INSTALLED BY HOLME TREE



HOLME TREE

29 WOOD ST, ASHBY DE LA ZOUCHE, LEICS LE65 1EL
01530 564561 | WWW.HOLMETREE.CO.UK | INFO@HOLMETREE.CO.UK

Kitchen Art Ltd

Award Winning Kitchens - 25 Years Experience.



Up to 50% off Kitchen Furniture and Appliances

WE CURRENTLY HAVE EX DISPLAY KITCHENS AND APPLIANCES FOR SALE

For more information visit our showroom or please call us on
01702 714 295 - 01702 710 494 - 0800 2851257
www.kitchenartltd.co.uk
Kitchen Art Ltd, 1611 London Road, SS9 2SQ (opp Leigh Bathrooms)

the most comprehensive range of
freestanding kitchens and bathrooms
in the UK

unfitted.co.uk

Custom Larder Cupboard

door: Edwardian
drawer: Plain
finish: Painted - Distressed
frame edge: Plain
handles: Polished Dark Oak
posts: Fluted
cornice: Full Decorative

Sink Combination

door: Victorian
drawer: Wided Beaded
finish: Painted - Distressed
frame edge: Plain
handles: Polished Dark Oak
posts: Plain
returns: Plain
plinth: Recessed (painted)

Dishwasher

drawer: Plain
finish: Painted - Distressed
handles: Polished Dark Oak
posts: Plain
returns: Plain
plinth: Recessed (painted)

Plate Rack

finish: Distressed Dark Oak
posts: Angled Single Flute
returns: Tongue & Grooved
cornice: Standard



KITCHENS

ROBSON WARD

kitchens & interior solutions



Have you discovered us yet?

Beautiful Bespoke kitchens and freestanding furniture
Come and visit our stunning showrooms in Clifton and Great Malvern
www.robsonward.co.uk

Please call for your complimentary brochure,
or visit our website.



10
YEAR
ANNIVERSARY

LEWIS & HILL

FINE HANDMADE KITCHENS & BESPOKE INTERIORS

phone : 0116 230 4854 [www : lewisandhill.co.uk](http://www.lewisandhill.co.uk)
Workshop 2A Lazarus Court, Woodgate, Rothley, Leics. LE7 7NR

The Beauty of Cooking



- ✦ Bespoke handmade range cookers
- ✦ LPG, natural gas, electric and induction
- ✦ Huge choice
- ✦ Enjoy cooking on your dream range



The Efficient Alternative

info@fdef.co.uk www.lacanche.co.uk Tel: 01202 725174



Lacanche Colours

SIMON'S

BESPOKE KITCHENS - FURNITURE & DESIGN



Contemporary and traditional designs • Consultation and design.
Call for a brochure 01206 766005 • Or visit www.simonskitchens.com
New Showroom Address:
40b Crouch Street, Colchester CO3 3HH

KITCHENS

AVEC COOKERS

The UK's finest Aga reconditioning specialist



For a brochure please visit
www.reconditionedaga.co.uk or call 01565 830 885



BRITISH MADE KITCHENS

Hand built in our
craft workshop

Islington 0207 704 0455
Esher 01372 469190

greenandfaykitchens.co.uk

John Ladbury and Co HAND BUILT BESPOKE KITCHENS



Tel: 01707 262966
www.johnladbury.co.uk

Beautiful KITCHENS

REGIONAL SUPPLIERS

BUCKS



Beaconsfield Studio & Head Office
43/45 Mayflower Way,
Buckinghamshire, HP9 1UG
Email: sales@kbstudios.co.uk
Telephone: 01494 677727
Fax: 01494 672345

NORTH WEST



58 Telegraph Road, Heswall,
Wirral, Cheshire CH60 0AG
Tel: 0151 342 7316
www.kitchendesigncentre.co.uk

ESSEX



CKi Designer Kitchen Studio
The Insurance Centre
Clacton Road, Elmsted Market,
Colchester, Essex CO7 7AA
Tel: 01206 825181

NORTH YORKS



We offer beautifully hand crafted,
hand painted bespoke kitchens
tailored to your specific needs.

Harrogate Home Ltd, 14 West Park
Harrogate, HG1 1BL
01423 313073
www.harrogatehomes.com

HAMPSHIRE



14 Chester Place, Basingstoke RG21 8UT
0800 043 1929
info@facilitycontractors.co.uk
www.facilitycontractors.co.uk

NORTHERN IRELAND



HERTFORDSHIRE



LONDON



SCOTLAND



WALES



individual
high quality
affordable

professionally designed
**Bespoke Furniture
for kitchens, bedrooms
and studies**

Unit 3, Castle Hayes Park, Tutbury,
Burton-on-Trent DE13 9HL
Tel: 0794 9438695
www.devilleinteriors.co.uk

KITCHENS, INTERIORS & GARDEN

- *Finest handmade kitchens from £5,000
- *Hand painted & solid oak kitchens
- *Extensive free-standing furniture ranges

*89-91 Wandsworth Bridge Road, London SW6 2TD 0207 371 99 97

*7 Vale Road, Tunbridge Wells TN1 1BS 01892 522321

*The Wellington Farm Shop, Stratfield Saye, Hook, Hampshire RG27 0LJ 01189 326060

*The Old Saleroom, Crooks Yard, Marlborough, Wiltshire SN8 1BE 01672 512155

*18 Portland Street, Clifton, Bristol BS8 4JH 01173 702453

*Head office, Unit 3 Westerngate, Hillmead, Swindon, Wiltshire SN5 5WN 0870 777 00 99

www.kitstone.co.uk

All in a whirl

This delicately curved cutlery in Robert Welch's Ammonite Hollow design costs £310 for a 42-piece set

Cream of the crop

Dibor's Laguiole ivory cutlery has a natural look and is £38 for a four-piece set at notonthehighstreet.com

Cutting edge

An elegant 24-piece Santiago set by David Chipperfield for Alessi is £108

Scarlet fever

Arthur Price's Palette range is available as a 24-piece gift-box set, £79, and comes in red, green, orange and purple

Culinary twist

This 24-piece set of Twisted Wood cutlery, £26, from Oka Direct, looks as though it's made from timber, but it is actually resin

Perfect SETTING

Lay your dining table with our pick of gleaming cutlery – from quirky designs to showstopping styles

Fine dining

The stainless-steel, 24-piece Peacock cutlery set by Pied à Terre at House of Fraser, £95, is delicately etched

Rounded character

David Mellor Design's Hoffmann range – £85 for a six-piece set – shows an Arts and Crafts influence

Tasteful colours

Sabichi's Fruiti collection comes in seven yummy colours from lemon to grape. A 16-piece set costs £10.99

Tied up

Culinary Concepts' Polished Knot cutlery has a real 'wow' factor. Fork, £7.95, knife, £8.50, dessert spoon, £6.95, teaspoon, £6.50, at John Lewis

Eat your words

Emma Bridgewater's Blue Toast set features cheery slogans – knife, £12.95, fork and dessert spoon, £11.95 each, teaspoon, £9.95



A STYLE FOR EVERY TASTE, A DESIGN FOR EVERY LIFESTYLE



For a free copy of our 2011 brochures please visit one of our studios or contact:

Tel: 08700 433737

Web: www.intoto.co.uk

intoto
kitchens



UNDERWOOD

BESPOKE ENGLISH FURNITURE



Grendon Underwood
Buckinghamshire HP18 0QX
Tel: 01296 771801

11 Holywell Hill, St Albans
Hertfordshire AL1 1EZ
Tel: 01727 893400

Southfield, Station Parade
Harrogate HG1 1HB
Tel: 01423 704108

01296 771801
www.underwoodfurniture.com