

# NT36

## THE GREAT COMMISSION

### INCLUSIVE BIBLE LESSON



#### LESSON PLAN INFORMATION

#### BIBLE PASSAGE:

Matthew 28:16-20; Acts  
1:6-11

#### OBJECTIVES:

To understand  
Jesus' command to  
spread the Good News  
and make disciples of all  
nations

To recognize the  
importance of sharing  
the message of Jesus  
with others

To understand that All  
authority belongs to  
Jesus

## LESSON PLAN

This lesson is designed to complement the resources found in Trueway Kids' lessons on **'The Great Commission'**, which you can access and download for free at: <https://truewaykids.com/the-great-commission/>

This lesson offers a diverse range of resources and activities that enrich the story in various engaging ways. We encourage you to select the resources and activities that will best suit the needs and interests of your specific group of children, ensuring an enjoyable and educational experience for all.

### 1. WELCOME AND INTRODUCTION:

- Warmly welcome each child by name.
- Introduce the day's lesson visually on the schedule  
DOWNLOAD GRAPHIC FROM: <https://truewaykids.com/visual-schedule/>
- Use simple, child-friendly language to set the stage for the lesson. Say something like, "Today, we're going to learn about a very important job Jesus gave His friends before He went back to heaven. He told them to go everywhere and tell everyone the Good News and make disciples. Let's discover how we can share Jesus' message with others too!"

### 2. PRAYER:

Start with a simple and short prayer. Encourage the children to repeat after you. This provides a calm, focused start to the session.

### 3. INTERACTIVE STUDY TIME:

#### INTRODUCTION:

- Start with a globe or a world map. Ask the children if they've ever thought about how big the world is and how many people live in it.
- Explain that today's lesson is about a very important mission that Jesus gave to His followers, a mission that involves the entire world.

#### SETTING THE SCENE: MATTHEW 28:16-20 READING:

- Share the Great Commission, focusing on how Jesus met with His disciples on a mountain in Galilee and gave them a mission to go and make disciples of all nations.
- Emphasise Jesus' promise to be with them always.

#### WORLD MAP ACTIVITY:

- Lay out a world map on the floor. Give each child a sticker or a small flag to place on the map. As they choose a country to place their sticker, mention that the Gospel is for people in that place too.
- Talk about the diversity of people around the world and how Jesus' message is meant for everyone, no matter where they are.

#### UNDERSTANDING THE GREAT COMMISSION

- Begin by asking the children to imagine they are being given a very important mission, something that could change the world. Ask, "What would you need to take with you on this mission?"
- After a few responses, explain that Jesus gave His disciples a mission like no other—the Great Commission. Unlike a typical adventure that might require physical tools and supplies, this mission requires faith, courage, and the promise that Jesus is always with us.

#### JESUS' PROMISE: "I AM WITH YOU ALWAYS"

- Discuss Jesus' comforting words, "I am with you always, to the very end of the age."
- Ask the children how they would feel knowing someone is always with them, especially during tough times or when they're afraid. Emphasise that Jesus' presence is even more powerful and reassuring than any object we can hold.

#### UNDERSTANDING AUTHORITY: "ALL AUTHORITY"

- Show images or symbols representing different types of authority (like a crown, a police badge, a judge's gavel, a teacher's book). Discuss what authority means and how different people have authority in specific areas.
- Explain that Jesus said, "All authority in heaven and on earth has been given to me." This means Jesus has the highest authority over everything. Unlike other authorities, which are limited, Jesus' authority is complete and universal.

#### MAKING DISCIPLES: WHAT DOES IT MEAN?

- Define "disciple" as someone who follows and learns from Jesus, trying to live like Him and share His love with others.
- Be practical: Ask, "How can we be like Jesus at home, school, or in our neighbourhood?"

## CREATE A MISSION PLAN:

- With a large board and markers, work with the children to draft a "Mission Plan" following The Great Commission. Include sections like "Who can I share Jesus with?" "Ways to show Jesus' love," and "Prayers for my mission."
- For younger children, this could include drawing pictures, while older children might list specific actions or words they can use to share Jesus' love.
- Practical Steps:
  - Show Jesus' Love: with our actions and our words.
  - Learn and Share: Learn about Jesus by reading the Bible and share what we learn with others.
  - Pray: For friends, family, and even strangers—that they may know Jesus' love.

## PRAYER FOR THE NATIONS:

Conclude the activity with a prayer for the nations. Encourage the children to think of one country they learned about today and silently pray for its people to know Jesus' love.

## DISCUSSION AND QUESTIONS:


"What did Jesus tell His friends to do?"

"How can we share Jesus' love with others?"

"What did Jesus say that He had? Why is that important?"

"Why is it important to tell people about Jesus?"

## 4. CRAFT ACTIVITY: PRAYER PASSPORT



### WHAT YOU NEED:

- Template pages
- Colouring equipment
- Scissors
- Glue
- Stapler

### WHAT TO DO:

1. Colour the template pages. Fill in the "My Information" page and add a picture of yourself.
2. Carefully Cut along the solid lines and fold along the dashed lines.
3. Glue the cover with the world image to the back of the "My Information" and "The Great Commission" page.
4. Cut out as many pages as you want of template page 2.
5. Place the folded pages inside the cover. Staple along the fold to secure the booklet.
6. Inside your prayer passport, draw or glue pictures of people and places you want to pray for.

### TIPS:

- Use thicker card for the cover to make the passport more durable.
- Ensure the pages are aligned properly before stapling to keep the booklet neat and easy to flip through.

### VIDEO:

<https://youtu.be/t0R9ssHd6gQ>



© 2024 truewaykids.com

## MY PRAYER PASSPORT



## THE GREAT COMMISSION

### MY INFORMATION

Picture

A large empty rectangular box with a thin black border, intended for a child to draw a picture.

**NAME:** \_\_\_\_\_

**AGE:** \_\_\_\_\_

**COUNTRY:** \_\_\_\_\_

"All authority in heaven and on earth has been given to Me. Therefore, go and make disciples of all nations, baptizing them in the name of the Father, and of the Son, and of the Holy Spirit, and teaching them to obey all that I have commanded you. And surely I am with you always, even to the end of the age."

Matthew 28:16-20

	© 2024 truewaykids.com

# 5. ACTIVITY STATION FREE PLAY:

For this part of the session, you can set up several activity stations. This allows children to choose what they want to do based on their interests, providing a variety of options that cater to different learning styles and abilities.

Here are some ideas:

<div><h2>MISSION MAP:</h2><p>Set up a large world map and provide stickers or small flags.</p><p>Children can place stickers on different countries and discuss how Jesus’ message is meant for people everywhere.</p><p>This activity helps children visualize the global nature of the Great Commission and the diversity of the people Jesus wants us to reach.</p></div>	
<div><h2>PRAY FOR THE WORLD STATION:</h2><p>Create a quiet corner with comfortable seating and prayer cards.</p><p>Provide prompts for children to pray for different countries and people groups, asking God to help them spread His message.</p><p>This station emphasizes the importance of prayer in fulfilling the Great Commission and helps children develop a habit of praying for others.</p></div>	
<div><h2>MESSAGE IN A BOTTLE:</h2><p>Provide small bottles, paper, and markers.</p><p>Children can write messages or Bible verses and put them inside the bottles, then seal them.</p><p>This activity symbolizes sending Jesus’ message out into the world and helps children think about creative ways to share their faith.</p></div>	
<div><h2>CULTURAL EXPLORATION STATION:</h2><p>Provide various items from different cultures (like clothing, music instruments, and food samples). Children can explore these items and learn about the diversity of people around the world.</p><p>Discuss how Jesus' message is for everyone, no matter where they live or what culture they belong to. This station promotes cultural awareness and the global reach of the Great Commission.</p></div>	



## GO GAME:

A leader will say "Go and \_\_\_\_\_," then other children will follow. Commands can include:

- "Go and read the Bible verse."
- "Go and sing a song."
- "Go and sit down."

This activity encourages children to take initiative and participate in various faith-related actions.



## COUNTRY GUESSING GAME:

Prepare cards with the names of different countries, towns, or regions. Alternatively, children can choose their own.

One child takes a card or chooses a place, and the other children ask yes/no questions to try and guess the country, town, or region.



## TRAFFIC LIGHT GAME:

Set up an area where children can move around freely. Explain the rules: green means walk fast, amber means walk slowly, and red means stop.

A leader will call out "green," "amber," or "red," and the children must follow the corresponding action.

This game is a fun way to practice listening skills and follow instructions, while also reinforcing the idea of going out into the world with a mission.



## WORKSHEETS AND COLOURING PAGES:

In Section 7 – You will find Worksheets and resources to use with this lesson. Refer to main lesson pack for additional pages:

<https://truewaykids.com/the-great-commission/>



## 6. CLOSING PRAYER:

### EXAMPLE PRAYER WITH HAND ACTIONS:

**"DEAR GOD, THANK YOU FOR GIVING US A SPECIAL MISSION,"**

- **"Dear God"**: Point upwards.
- **"Thank you for giving us a special mission"**: Open your hands as if receiving a gift.

**"HELP US TO SHARE YOUR LOVE WITH PEOPLE EVERYWHERE."**

- **"Help us to share Your love"**: Place your hands over your heart.
- **"With people everywhere"**: Extend your hands outward.

**"THANK YOU FOR BEING WITH US ALWAYS, NO MATTER WHERE WE GO."**

- **"Thank you for being with us always"**: Cross your arms over your chest, as if giving yourself a hug.
- **"No matter where we go"**: Point outward in various directions.

**"IN JESUS' NAME, AMEN."**

- **"In Jesus' name"**: Point upwards again.
- **"Amen"**: Hands together in a praying position.

## 7. ADDITIONAL RESOURCES

1. Story Images
2. Worksheets





# Colour the traffic lights

Stop

Go

Wait

Go

Go

Go

Wait

Go


Stop

Stop

Go

Wait

# Match the item to the person

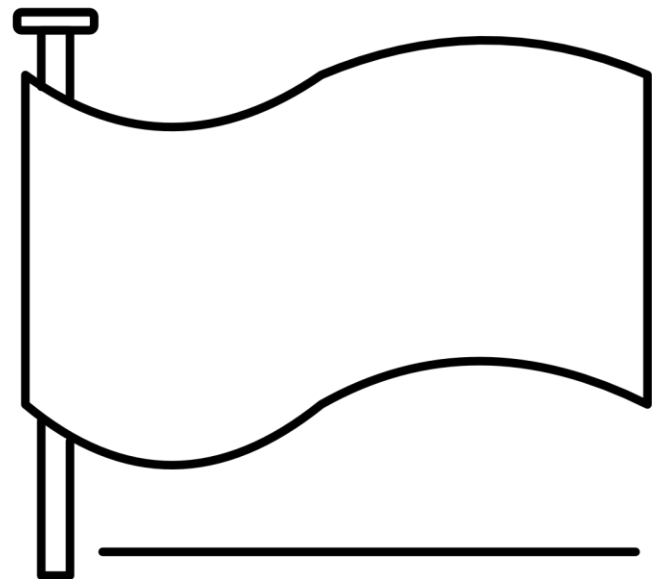
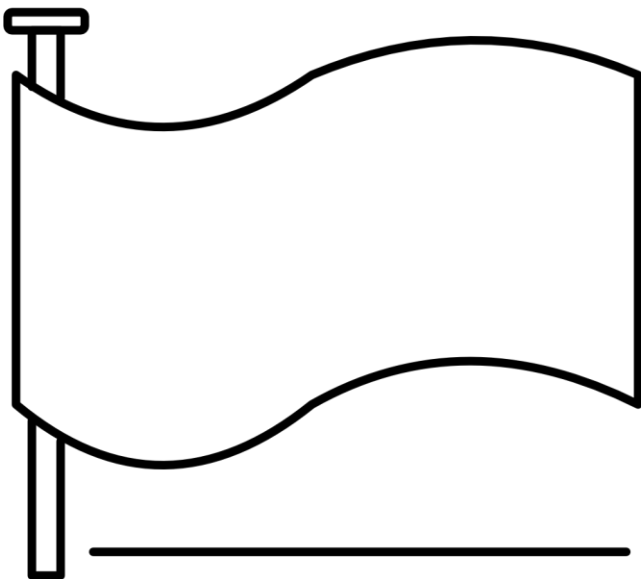
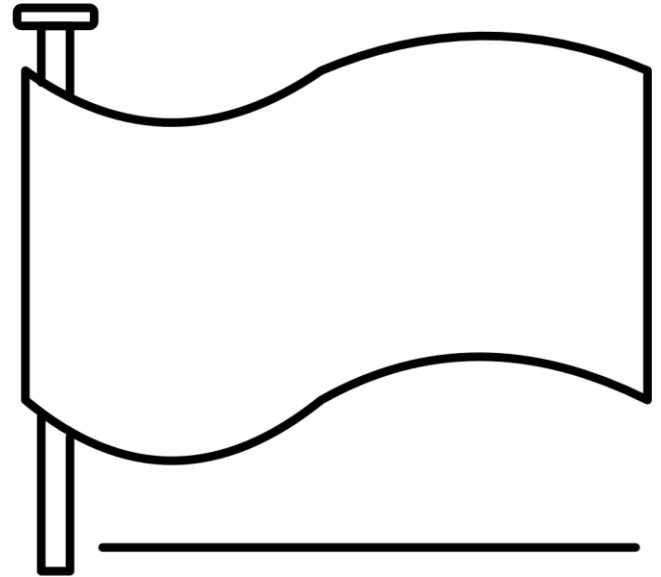
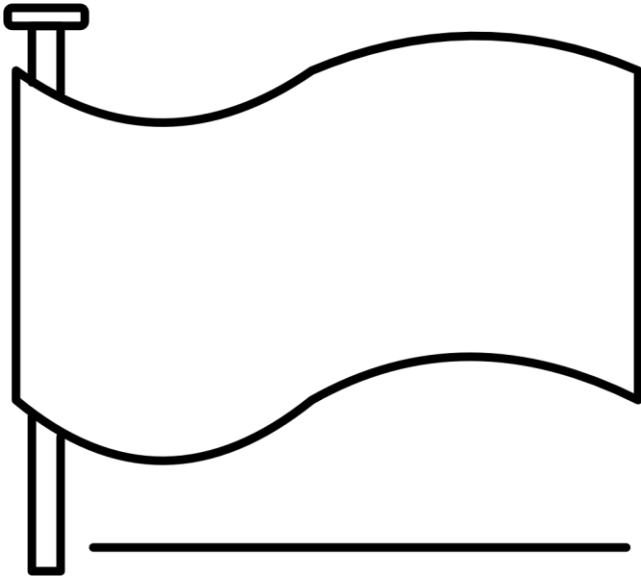
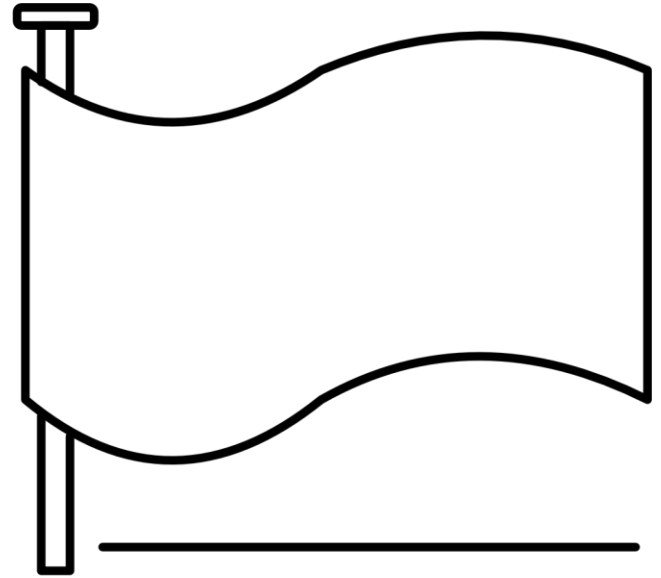
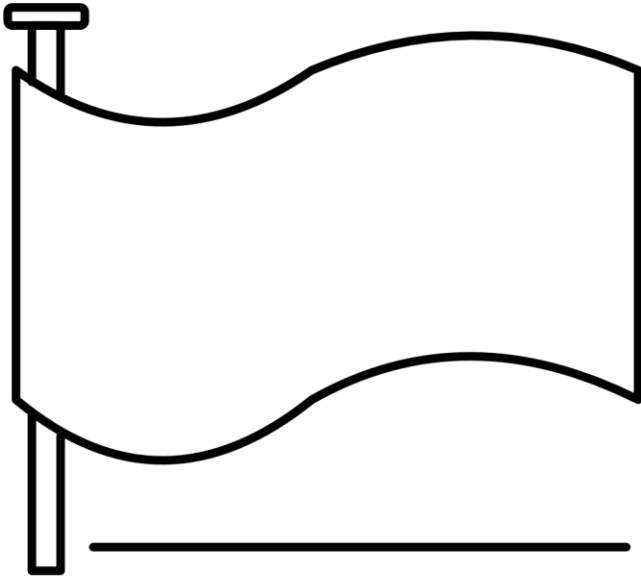





## Cut and glue



Colour the flags and write the country name





**‘Therefore go and make disciples of  
all nations’ Matthew 28:19**



#### **Legal Disclaimer and Copyright Notice:**

Trueway Kids is provided as a toolkit to aid in teaching children the Bible. As the user of this program, you are fully responsible for adherence to all local laws, regulations, and safety procedures pertaining to your specific setting. It is your responsibility to conduct thorough risk assessments to ensure the safety and well-being of all participants.

By choosing to use this program, you accept and agree to take full responsibility for any and all outcomes resulting from its use. Trueway Kids, disclaim any liability for any damages, losses, or injuries that may arise from the use of this program.

#### **Copyright Notice:**

All materials contained within this program are the property of Trueway Kids and are protected by copyright laws. You are welcome to reproduce and use these materials for personal, educational, ministry, or church use only. Any reproduction, retransmission, or republication of all or part of any document found in this program is expressly prohibited, unless Trueway Kids has explicitly granted its prior written consent.

It is not permitted to distribute, modify, transmit, reuse, repost, or use the contents of the program for public or commercial purposes, including the text, images, audio, or video, without the written permission of Trueway Kids.

All copyright and other proprietary notices contained in the original materials must be retained on any copies of the materials. Unauthorized use of any material within the program may violate copyright laws, trademark laws, laws of privacy and publicity, and other regulations and statutes.

Please contact us directly at Trueway Kids for any additional permissions or clarifications.

©Trueway Kids. All rights reserved.