

# ENGLISH BOOKLET



## Grade one


*My name is .....*

*I am in grade one /.....*

Done by :

**Teacher Noora Al Shehhi**





Ahmed Shabaan Elsheshtawy



علمني بعلمك



علمني  
بعلمك

01020629039

Group is manager by Mr.Ahmed Shabaan Elsheshtawy

# All about me

My name is .....

I am .....years old.

I am in grade 1.

My favorite color is .....

This is me

Write about yourself





# ALPHABETICAL ORDER







# Alphabet Trace

Aa Bb Cc Dd Ee Ff

Gg Hh Ii Jj Kk Ll


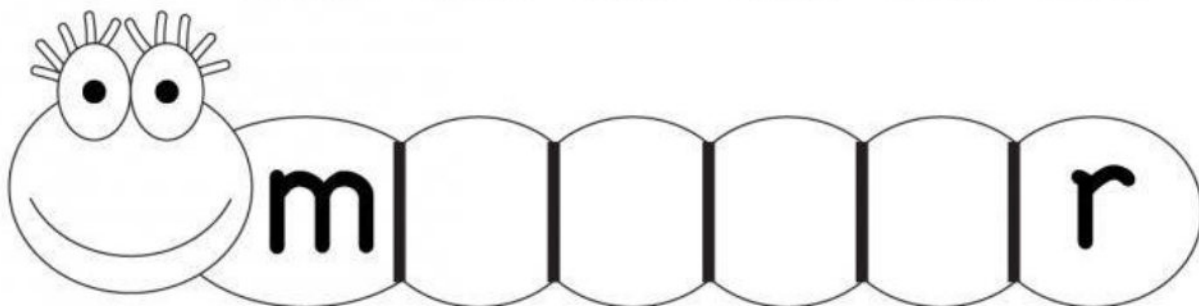
Mm Nn Oo Pp Qq

Rr Ss Tt Uu Vv

Ww Xx Yy Zz




# Finish the alphabet.





Connect the dots then color in the hidden picture!  
Connect the dots from a to z in alphabetical order.





# NUMBERS



Read , trace and write

1

2

3

4

5

one

two

three

Four

Five

one

two

three

Four

Five

Read , trace and write

6

7

8

9

10

six

seven

eight

nine

ten

six

seven

eight

nine

ten



Decorate the numbers and write the missing letters.

|     |       |       |      |      |
|-----|-------|-------|------|------|
| one | two   | three | four | five |
| six | seven | eight | nine | ten  |

3

t \_ \_ e \_

1

\_ n \_

6

\_ \_ x

2

t \_ o

5

\_ \_ v \_

9

n \_ \_ e

10

\_ \_ n

8

e \_ \_ h \_

7

\_ \_ v \_ n

4

\_ \_ u \_

Read , trace and write

11

12

13

14

15

eleven

twelve

thirteen

fourteen

fifteen

eleven

twelve

thirteen

fourteen

fifteen

Read , trace and write

|    |    |    |    |    |
|----|----|----|----|----|
| 16 | 17 | 18 | 19 | 20 |
|----|----|----|----|----|

|         |           |          |          |        |
|---------|-----------|----------|----------|--------|
| sixteen | seventeen | eighteen | nineteen | twenty |
|---------|-----------|----------|----------|--------|

|         |           |          |          |        |
|---------|-----------|----------|----------|--------|
| sixteen | seventeen | eighteen | nineteen | twenty |
|---------|-----------|----------|----------|--------|

|  |  |  |  |  |
|--|--|--|--|--|
|  |  |  |  |  |
|--|--|--|--|--|

|  |  |  |  |  |
|--|--|--|--|--|
|  |  |  |  |  |
|--|--|--|--|--|

|  |  |  |  |  |
|--|--|--|--|--|
|  |  |  |  |  |
|--|--|--|--|--|

|  |  |  |  |  |
|--|--|--|--|--|
|  |  |  |  |  |
|--|--|--|--|--|

|  |  |  |  |  |
|--|--|--|--|--|
|  |  |  |  |  |
|--|--|--|--|--|

|  |  |  |  |  |
|--|--|--|--|--|
|  |  |  |  |  |
|--|--|--|--|--|

|  |  |  |  |  |
|--|--|--|--|--|
|  |  |  |  |  |
|--|--|--|--|--|


|  |  |  |  |  |
|--|--|--|--|--|
|  |  |  |  |  |
|--|--|--|--|--|

|  |  |  |  |  |
|--|--|--|--|--|
|  |  |  |  |  |
|--|--|--|--|--|

|  |  |  |  |  |
|--|--|--|--|--|
|  |  |  |  |  |
|--|--|--|--|--|



# Tracing Numbers to 20



one

two

three

four

five

six

seven

eight

nine

ten

eleven

twelve

thirteen

fourteen

fifteen

sixteen

seventeen

eighteen

nineteen

twenty



# Number Words



Match the number names to the numbers.

11

12

13

14

11

16

17

18

19

20

sixteen

eleven

fourteen

twenty

seventeen

twelve

nineteen


fifteen

eighteen

thirteen

# Number Names

Match the number names to  
the numbers.



eleven   thirteen   fifteen   seventeen   nineteen  
twelve   fourteen   sixteen   eighteen   twenty

15 \_\_\_\_\_

16 \_\_\_\_\_

11 \_\_\_\_\_

19 \_\_\_\_\_

17 \_\_\_\_\_

12 \_\_\_\_\_

14 \_\_\_\_\_

18 \_\_\_\_\_

20 \_\_\_\_\_

13 \_\_\_\_\_



# COLOURS



## Read , colour and write



red

yellow

green

blue

brown

red

yellow

green

blue

1. brown

## Read , colour and write



black

white

purple

orange

pink

block

white

four e-

~~orange~~

pink

# Colours





Colours:



I see a yellow sun.



I see a brown cat.



I see a red ball.



I see a green leaf.



I see a blue book.



I see a white rabbit.



I see an orange fish.



I see a black dog.





I see a purple dress.



# SHAPES



Read , trace and write



circle

square

triangle

rectangle

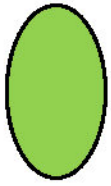
circle

square

triangle

rectangle

Read , trace and write



oval

heart

star

diamond

oval


heart

star


diamond



Draw a line from the shape on the left to the correct name on the right.



Rectangle



Circle




Star



Oval



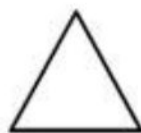

Square



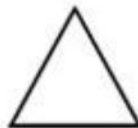

Triangle

Identify and color the correct shape.




Circle




Rectangle





Square



Star




Heart




Triangle




Oval



# FEELING



Read , trace and write



happy

sad

angry

happy

sad

angry



# Read , trace and write



excited

scared

sleepy

excited

scared

sleepy

# Match the picture and word

|                                                                                     |       |        |        |
|-------------------------------------------------------------------------------------|-------|--------|--------|
|    | happy | angry  | sleepy |
|    | fine  | sad    | sick   |
|    | sick  | happy  | sleepy |
|  | sad   | fine   | happy  |
|  | angry | sleepy | sick   |
|  | sad   | angry  | happy  |

# BODY PARTS



Read , trace and write



head

eye

ear

mouth

nose

head

eye

ear


mouth

nose



Read and write

nose - ear - mouth - eye - head

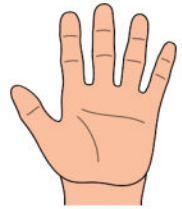

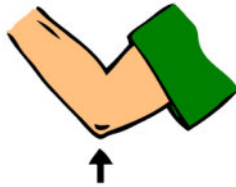


Draw your face





Read , trace and write



tooth

thumb

elbow

finger

hand

tooth

thumb

elbow

finger

hand

# Read and match

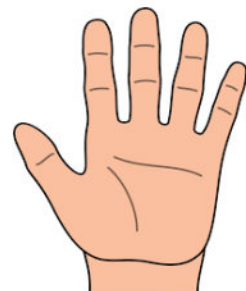

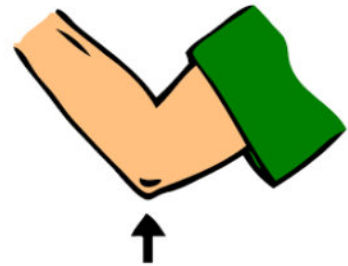
tooth

thumb

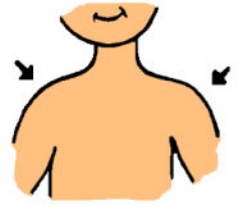

elbow

finger

hand



Read , trace and write



neck

leg

toe

knee

shoulder

neck

leg

toe

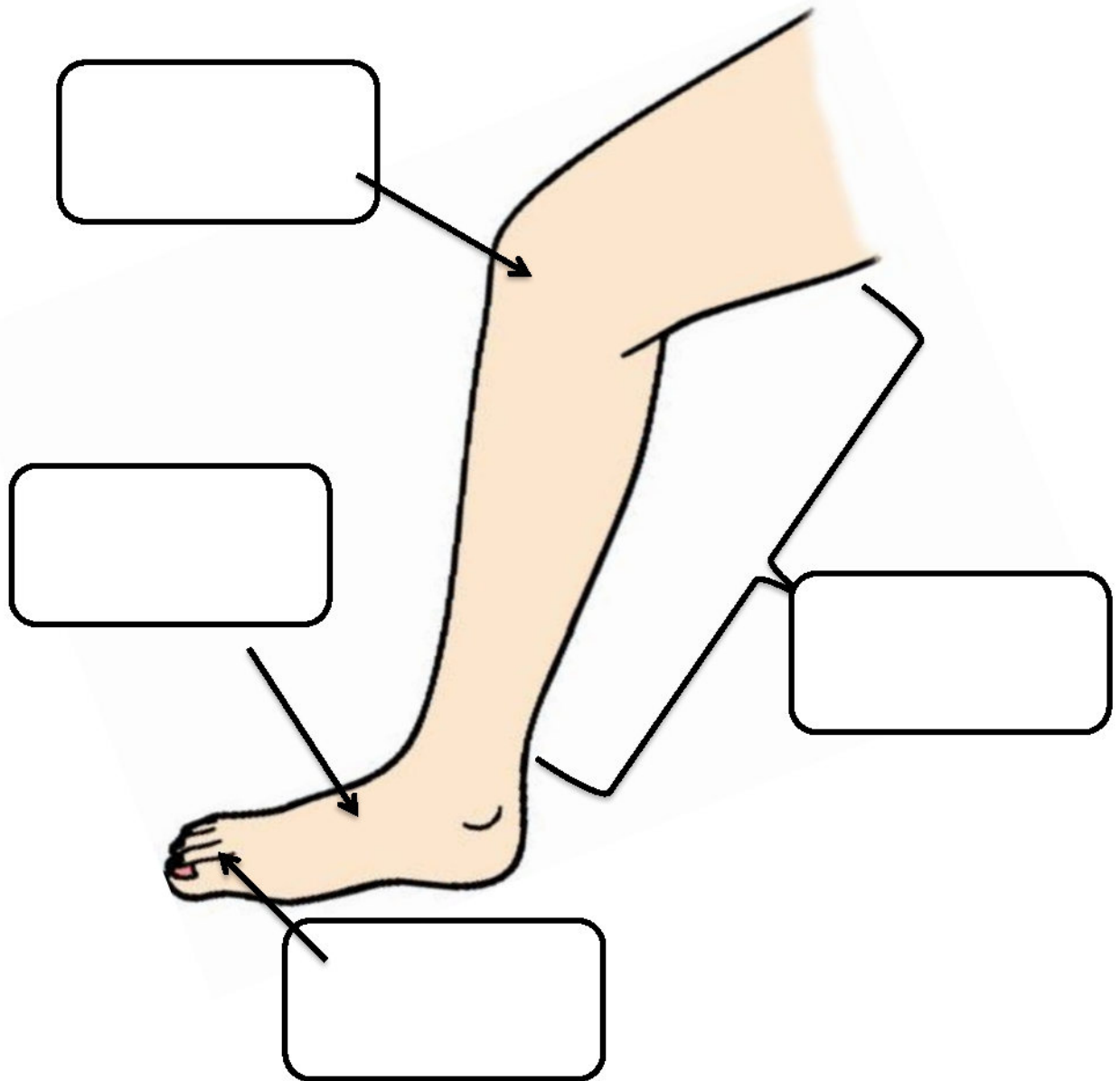
knee

shoulder

# My body

➤ Read and write:

foot - toes - leg - knee



# MY BODY

eye

nose

hair

teeth

arm

neck

mouth

knee

ear

hand



foot

leg



# PRONOUNS



Read , trace and write



I

you

she

he

it

I

you

she

he

it



# Subject pronouns- he she it



**He**

A boy



**She**

A girl



**It**

A thing or an animal

Circle the correct subject pronoun on each snowball.



He

She

It



He

She

It



He

She

It



He

She

It



He

She

It



He

She

It



He

She

It



He

She

It

This is a snowman.

**It** has a tall hat.



## Pronouns for Kids

# Personal Pronouns

Look at the picture and circle the correct pronoun.



he

she

it



he

she

it



he

she

it



he

she

it



he

she

it



he

she

it



he

she

it











he

she

it

# Pronouns!

|                                                                                     |                                                                                     |
|-------------------------------------------------------------------------------------|-------------------------------------------------------------------------------------|
|    |   |
|    |    |
|  |  |
|  |  |

she

he

he

IT

he

They

he

she

IT

she

They

she

he

she

he

I



# LET'S READ



Read , trace and write



bird

feather

eye

beak

bird

feather

eye

beak

# Read and write



This is bill. Bill is a big \_\_\_\_\_



His \_\_\_\_\_ are red , yellow and



\_\_\_\_\_.



He has blue \_\_\_\_\_.

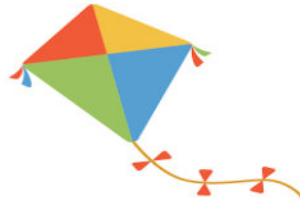


He has a \_\_\_\_\_



feather - bird - green - beak - black - eye

Read , trace and write



fly

kite

friend

fly

kite

friend

# Read and write

My name is Salma.



I like to \_\_\_\_\_.



These are my \_\_\_\_\_, Alia and Hazza.



I have a \_\_\_\_\_ kite.




Alia has a \_\_\_\_\_ kite.



purple - red - fly - friends - kite



Read , trace and write



dragon

butterfly


mouse

dragon

butterfly

mouse

Read and write



Dilly is a happy \_\_\_\_\_



She sees a \_\_\_\_\_. She is \_\_\_\_\_



She sees a \_\_\_\_\_. She is \_\_\_\_\_



Dilly is \_\_\_\_\_

butterfly- mouse- sleepy -excited- dragon-scared

Read , trace and write



play

car

doll


toy

play

car

doll

toy



dinosaur

share

dinosaur

share

# Read and write



Zayed likes to \_\_\_\_\_ with cars.


He has a purple \_\_\_\_\_



Mouza has a \_\_\_\_\_



Sultan plays with big \_\_\_\_\_




The children \_\_\_\_\_ their \_\_\_\_\_



Car - play - toys share - doll - dinosaur



# HIGH FREQUENCY WORDS







Read



|     |      |     |     |     |
|-----|------|-----|-----|-----|
| The | and  | a   | to  | in  |
| of  | on   | is  | it  | I   |
| at  | but  | can | up  | not |
| go  | as   | no  | big | we  |
| him | like | if  | off | an  |



Read , trace and write

in

in

Read , trace and write

[illegible]

Read , trace and write

[illegible]

Read , trace and write

[illegible]



Read , trace and write

[illegible]

# WRITING SECTION



# Let's write



Four horizontal lines for handwriting practice: a top black line, a middle red line, a baseline red line, and a bottom black line.



Four horizontal lines for handwriting practice: a top black line, a middle red line, a baseline red line, and a bottom black line.



Four horizontal lines for handwriting practice: a top black line, a middle red line, a baseline red line, and a bottom black line.



Four horizontal lines for handwriting practice: a top black line, a middle red line, a baseline red line, and a bottom black line.



Four horizontal lines for handwriting practice: a top black line, a middle red line, a baseline red line, and a bottom black line.



Four horizontal lines for handwriting practice: a top black line, a middle red line, a baseline red line, and a bottom black line.



Four horizontal lines for handwriting practice: a top black line, a middle red line, a baseline red line, and a bottom black line.



Four horizontal lines for handwriting practice: a top black line, a middle red line, a baseline red line, and a bottom black line.



Four horizontal lines for handwriting practice: a top black line, a middle red line, a baseline red line, and a bottom black line.

# Let's write



Four horizontal lines for handwriting practice: a top black line, a middle red line, a baseline red line, and a bottom black line.



Four horizontal lines for handwriting practice: a top black line, a middle red line, a baseline red line, and a bottom black line.



Four horizontal lines for handwriting practice: a top black line, a middle red line, a baseline red line, and a bottom black line.



Four horizontal lines for handwriting practice: a top black line, a middle red line, a baseline red line, and a bottom black line.



Four horizontal lines for handwriting practice: a top black line, a middle red line, a baseline red line, and a bottom black line.



Four horizontal lines for handwriting practice: a top black line, a middle red line, a baseline red line, and a bottom black line.



Four horizontal lines for handwriting practice: a top black line, a middle red line, a baseline red line, and a bottom black line.



Four horizontal lines for handwriting practice: a top black line, a middle red line, a baseline red line, and a bottom black line.



Four horizontal lines for handwriting practice: a top black line, a middle red line, a baseline red line, and a bottom black line.

# Let's write



Four horizontal lines for writing practice: a top black line, a middle red line, a baseline red line, and a bottom black line.



Four horizontal lines for writing practice: a top black line, a middle red line, a baseline red line, and a bottom black line.



Four horizontal lines for writing practice: a top black line, a middle red line, a baseline red line, and a bottom black line.



Four horizontal lines for writing practice: a top black line, a middle red line, a baseline red line, and a bottom black line.



Four horizontal lines for writing practice: a top black line, a middle red line, a baseline red line, and a bottom black line.



Four horizontal lines for writing practice: a top black line, a middle red line, a baseline red line, and a bottom black line.



Four horizontal lines for writing practice: a top black line, a middle red line, a baseline red line, and a bottom black line.



Four horizontal lines for writing practice: a top black line, a middle red line, a baseline red line, and a bottom black line.



Four horizontal lines for writing practice: a top black line, a middle red line, a baseline red line, and a bottom black line.



# Let's write



Four horizontal lines for handwriting practice: a top black line, a middle red line, a baseline red line, and a bottom black line.



Four horizontal lines for handwriting practice: a top black line, a middle red line, a baseline red line, and a bottom black line.



Four horizontal lines for handwriting practice: a top black line, a middle red line, a baseline red line, and a bottom black line.



Four horizontal lines for handwriting practice: a top black line, a middle red line, a baseline red line, and a bottom black line.



Four horizontal lines for handwriting practice: a top black line, a middle red line, a baseline red line, and a bottom black line.



Four horizontal lines for handwriting practice: a top black line, a middle red line, a baseline red line, and a bottom black line.



Four horizontal lines for handwriting practice: a top black line, a middle red line, a baseline red line, and a bottom black line.



Four horizontal lines for handwriting practice: a top black line, a middle red line, a baseline red line, and a bottom black line.




Four horizontal lines for handwriting practice: a top black line, a middle red line, a baseline red line, and a bottom black line.

# Let's write



Four horizontal lines for handwriting practice: a top black line, a middle red line, a baseline red line, and a bottom black line.



Four horizontal lines for handwriting practice: a top black line, a middle red line, a baseline red line, and a bottom black line.



Four horizontal lines for handwriting practice: a top black line, a middle red line, a baseline red line, and a bottom black line.



Four horizontal lines for handwriting practice: a top black line, a middle red line, a baseline red line, and a bottom black line.



Four horizontal lines for handwriting practice: a top black line, a middle red line, a baseline red line, and a bottom black line.



Four horizontal lines for handwriting practice: a top black line, a middle red line, a baseline red line, and a bottom black line.



Four horizontal lines for handwriting practice: a top black line, a middle red line, a baseline red line, and a bottom black line.



Four horizontal lines for handwriting practice: a top black line, a middle red line, a baseline red line, and a bottom black line.



Four horizontal lines for handwriting practice: a top black line, a middle red line, a baseline red line, and a bottom black line.

# Let's write



Four horizontal lines for handwriting practice: a top black line, a middle red line, a baseline red line, and a bottom black line.



Four horizontal lines for handwriting practice: a top black line, a middle red line, a baseline red line, and a bottom black line.



Four horizontal lines for handwriting practice: a top black line, a middle red line, a baseline red line, and a bottom black line.



Four horizontal lines for handwriting practice: a top black line, a middle red line, a baseline red line, and a bottom black line.



Four horizontal lines for handwriting practice: a top black line, a middle red line, a baseline red line, and a bottom black line.



Four horizontal lines for handwriting practice: a top black line, a middle red line, a baseline red line, and a bottom black line.



Four horizontal lines for handwriting practice: a top black line, a middle red line, a baseline red line, and a bottom black line.



Four horizontal lines for handwriting practice: a top black line, a middle red line, a baseline red line, and a bottom black line.



Four horizontal lines for handwriting practice: a top black line, a middle red line, a baseline red line, and a bottom black line.

# Let's write



Four horizontal lines for handwriting practice: a top black line, a middle red line, a baseline red line, and a bottom black line.



Four horizontal lines for handwriting practice: a top black line, a middle red line, a baseline red line, and a bottom black line.



Four horizontal lines for handwriting practice: a top black line, a middle red line, a baseline red line, and a bottom black line.



Four horizontal lines for handwriting practice: a top black line, a middle red line, a baseline red line, and a bottom black line.



Four horizontal lines for handwriting practice: a top black line, a middle red line, a baseline red line, and a bottom black line.



Four horizontal lines for handwriting practice: a top black line, a middle red line, a baseline red line, and a bottom black line.



Four horizontal lines for handwriting practice: a top black line, a middle red line, a baseline red line, and a bottom black line.



Four horizontal lines for handwriting practice: a top black line, a middle red line, a baseline red line, and a bottom black line.



Four horizontal lines for handwriting practice: a top black line, a middle red line, a baseline red line, and a bottom black line.

# Let's write



Four horizontal lines for handwriting practice: a top black line, a middle red line, a baseline red line, and a bottom black line.



Four horizontal lines for handwriting practice: a top black line, a middle red line, a baseline red line, and a bottom black line.



Four horizontal lines for handwriting practice: a top black line, a middle red line, a baseline red line, and a bottom black line.



Four horizontal lines for handwriting practice: a top black line, a middle red line, a baseline red line, and a bottom black line.



Four horizontal lines for handwriting practice: a top black line, a middle red line, a baseline red line, and a bottom black line.



Four horizontal lines for handwriting practice: a top black line, a middle red line, a baseline red line, and a bottom black line.



Four horizontal lines for handwriting practice: a top black line, a middle red line, a baseline red line, and a bottom black line.



Four horizontal lines for handwriting practice: a top black line, a middle red line, a baseline red line, and a bottom black line.



Four horizontal lines for handwriting practice: a top black line, a middle red line, a baseline red line, and a bottom black line.



# Let's write



Four horizontal lines for handwriting practice: a top black line, a middle red line, a baseline red line, and a bottom black line.



Four horizontal lines for handwriting practice: a top black line, a middle red line, a baseline red line, and a bottom black line.



Four horizontal lines for handwriting practice: a top black line, a middle red line, a baseline red line, and a bottom black line.



Four horizontal lines for handwriting practice: a top black line, a middle red line, a baseline red line, and a bottom black line.



Four horizontal lines for handwriting practice: a top black line, a middle red line, a baseline red line, and a bottom black line.



Four horizontal lines for handwriting practice: a top black line, a middle red line, a baseline red line, and a bottom black line.



Four horizontal lines for handwriting practice: a top black line, a middle red line, a baseline red line, and a bottom black line.



Four horizontal lines for handwriting practice: a top black line, a middle red line, a baseline red line, and a bottom black line.



Four horizontal lines for handwriting practice: a top black line, a middle red line, a baseline red line, and a bottom black line.

# Let's write



Four horizontal lines for handwriting practice: a top black line, a middle red line, a baseline red line, and a bottom black line.



Four horizontal lines for handwriting practice: a top black line, a middle red line, a baseline red line, and a bottom black line.



Four horizontal lines for handwriting practice: a top black line, a middle red line, a baseline red line, and a bottom black line.



Four horizontal lines for handwriting practice: a top black line, a middle red line, a baseline red line, and a bottom black line.



Four horizontal lines for handwriting practice: a top black line, a middle red line, a baseline red line, and a bottom black line.



Four horizontal lines for handwriting practice: a top black line, a middle red line, a baseline red line, and a bottom black line.



Four horizontal lines for handwriting practice: a top black line, a middle red line, a baseline red line, and a bottom black line.



Four horizontal lines for handwriting practice: a top black line, a middle red line, a baseline red line, and a bottom black line.



Four horizontal lines for handwriting practice: a top black line, a middle red line, a baseline red line, and a bottom black line.

# Let's write



Four horizontal lines for handwriting practice: a top black line, a middle red line, a baseline red line, and a bottom black line.



Four horizontal lines for handwriting practice: a top black line, a middle red line, a baseline red line, and a bottom black line.



Four horizontal lines for handwriting practice: a top black line, a middle red line, a baseline red line, and a bottom black line.



Four horizontal lines for handwriting practice: a top black line, a middle red line, a baseline red line, and a bottom black line.



Four horizontal lines for handwriting practice: a top black line, a middle red line, a baseline red line, and a bottom black line.



Four horizontal lines for handwriting practice: a top black line, a middle red line, a baseline red line, and a bottom black line.



Four horizontal lines for handwriting practice: a top black line, a middle red line, a baseline red line, and a bottom black line.



Four horizontal lines for handwriting practice: a top black line, a middle red line, a baseline red line, and a bottom black line.



Four horizontal lines for handwriting practice: a top black line, a middle red line, a baseline red line, and a bottom black line.