

# Everybody Up



2

## Primary 2

First Term  
2015 - 2016

**Name:** .....

**Class:** .....



**Let's have fun**



**Good manners come first**

Date: ..... / ..... / .....

C.W

H.W

Welcome

# Revision

## ☒ Answer the questions:

1) What's your name?

.....

2) How old are you?

.....

3) How many sisters and brothers do you have?

.....

4) What day is it today?

.....

5) Do you like Pizza?

Yes, .....

No, .....

## ☒ Match:



Come to the board

Spell

Write

Read

Close the book

Open the book

Important

# Subject Pronouns

Subject pronouns are

**I , He , She , It , We , They , You**

I → we use (I) when we talk about ourselves.




He → we use (He) when we talk about males (boys and men).



She → we use (She) when we talk about females  
(girls and women).



It → we use (It) when we talk about a thing or an object.



You → we use (You) when we talk about a persons or persons  
we are talking to.



We → we use (We) when talk about two or more people  
including ourselves.



They → we use (They) when talk about two or more other  
people (not including) ourselves.



Date: ..... / ..... / .....

C.W

H.W

# The present simple tense of verb (Be)

Subject	Affirmative		Negative	
	(Long form)	(Short Form)	(Long form)	(Short Form)
I	am	'm	am	= 'm not
He	is	's	is not	isn't
She	is	's	is not	isn't
It	is	's	is not	isn't
You	are	're	are not	aren't
We	are	're	are not	aren't
They	are	're	are not	aren't

# Unit (1)

## How We Feel

## Lesson (1) Feelings

☒ **Words:** these words are adjectives.

1) Happy



2) Sad



3) Hot



4) Cold



5) Hungry



6) Thirsty



**Note**

Always start a sentence with a capital letter

### Grammar

- We use the verb (be) with adjectives that describe how we feel.

I'm happy. I'm not sad

I'm = I am

(Affirmative)

I'm not = I am not

(negative)

- (Yes / No) Questions:

Are you .....?   
 Yes, I am   
 No, I'm not

**Example:** Are you happy?   
 Yes, I am = I'm   
 No, I'm not



Date: ..... / ..... / .....

C.W

H.W

### ☒ Composition:

- **Guiding words:-**

Fun - play - sing -  
eat - delicious cake -  
wonderful presents -  
happy - amazing party.



**You are in a birthday party. Write about your feelings.**

.....

.....

.....

.....

.....

.....

(adjective) Word	Opposite
happy	Sad
hot	cold
hungry	thirsty

Date: ..... / ..... / .....

C.W

H.W

☒ **Look at the pictures and write the adjectives:**



.....



.....



.....



.....



.....



.....

☒ **Choose the correct answer:**

- |                                |                             |
|--------------------------------|-----------------------------|
| 1- ..... You sad?              | (Are – Is – Am)             |
| 2- I ..... happy.              | (are – am – is)             |
| 3- I'm sad. I'm not .....      | (cold – happy – hot)        |
| 4- I want to eat. I'm .....    | (cold – hungry – sad)       |
| 5- I want to drink . I'm ..... | (thirsty – cold – happy)    |
| 6- Are ..... cold?             | (you – he – she)            |
| 7- Are you hot? Yes, .....     | (I'm not – I am – I am not) |
| 8- Are you thirsty? No, .....  | (I'm – she is – I'm not)    |

Date: ..... / ..... / .....

C.W

H.W

Copy the following

Happy

Sad

Hot

Cold

Hungry

Thirsty

## Lesson (2) Feelings

### ☒ Adjectives:

1) Sick



2) Tired



3) Bored



4) Excited



Date: ..... / ..... / .....

C.W

H.W

## Grammar



Subject pronoun	Affirmative	Negative
I	am	am not
He	is	is not
She	is	is not
It	is	is not
You	are	are not
We	are	are not
They	are	are not

☒ In negative form we use (not)

(Short form)

(Long form)

☒ He's ..... He's = He is

☒ She's ..... She's = She is

Ex: He's sick. he isn't bored

☒ (Yes / No) questions:

Yes,  $\begin{vmatrix} \text{he} \\ \text{she} \end{vmatrix}$  is (affirmative)

Is  $\begin{vmatrix} \text{he} \\ \text{she} \end{vmatrix}$  sick?

No,  $\begin{vmatrix} \text{he} \\ \text{she} \end{vmatrix}$  isn't = is not (negative)

Date: ..... / ..... / .....

C.W

H.W

☒ **Look at the pictures and write adjectives:**



.....



.....



.....



.....

☒ **Choose the correct answer:**

- 1- ..... she tired? (Is – Are – Am)
- 2- Is ..... sick? (you – they - she)
- 3- I ..... bored. ('m – 're – 's)
- 4- Is she sick? Yes, ..... (she is – she isn't – she is not)
- 5- Is he bored? No, ..... (he isn't – he is – he's)

☒ **Rearrange the words:**

- 1- you – Are – sad?  
.....
- 2- not – hungry – I'm.  
.....
- 3- cold – am – I.  
.....
- 4- thirsty – Are – you?  
.....
- 5- happy – not – I'm.  
.....

Date: ..... / ..... / .....

C.W

H.W

Copy the following

Sick

Tired

Bored

Excited

## Lesson (3) Story

### Are You Ok?

#### ☒ Words:

1) Wrong



2) Leg



3) Hand



4) Finger



5) Hurts



- We learn from the story that we should **Be kind** with others.

**Look at P.8 to help you**

#### ☒ Dialogue:

St 1: Oh. no

St 2:.....?

St 1: My hand hurts

St 2:.....?

St 1: Yes, I think so. Thanks!

Date: ..... / ..... / .....

C.W

H.W

Copy the following

Wrong

Leg

hand

finger

hurts

## Lesson (4) The senses

### ☒ Words:

1) see



2) Hear



3) Smell



4) Taste



5) Touch



### Grammar



#### Wh - questions:

• What can 

he
she

 see?

He
She

 can see a bird

• What can you see?   
     ↗ I can see a bird   
     ↘ We can see birds

Date: ..... / ..... / .....

C.W

H.W

Copy the following

Taste

Touch

See

hear

Smell

# Rule

Nouns without (a) and we can't make it plural.

**Ex:** juice – Pizza – bread – ice cream – rice.



a ball —————> balls



a car —————> cars




juice —————> juice



rice —————> rice



## Look and write the senses:



## Choose the correct answer:

- 1- I can smell a ..... (Flower – kite – dog)
- 2- She can ..... ice cream. (smell – taste – bird)
- 3- You can hear a..... (flower – bird - ball)
- 4- She can ..... a dog. (see – taste – smell)
- 5- He can ..... Pizza. It's good. (hear – touch – taste)
- 6- She can ..... a ball. (hear – smell – touch)
- 7- You can't taste ..... (bread – pizza – car)
- 8- She can ..... a pen. (taste – see – smell)
- 9- ..... Can he see? He can see a car. (How – What – Who)
- 10- What can he ..... ? A flower. (taste – smell – hear)

# Test 1

☒ **Match one part from "A" with the suitable part from "B":**

A	B
1) Are you Ok?	- My leg hurts.
2) What's wrong?	- No, she isn't
3) Is she cold?	- No, he isn't
4) Is Ahmed thirsty?	- Yes, we're happy.
	- Yes, I think so.

☒ **Complete the words:**



W - ite



b - ke



h - - -



t - - - - -



fi - ger

☒ **Underline the correct words in brackets:**

- 1- ..... you happy? (Are - Am - Is)
- 2- I want to eat. I'm ..... (cold - thirsty - hungry)
- 3- Are you thirsty? Yes, ..... (I am - I am not - I'm not)
- 4- I can smell a ..... (flower - kite - dog)
- 5- Is Ali bored? No, ..... (he's - he isn't - he is)
- 6- She can ..... a ball. (hear - smell - touch)
- 7- ..... can he see? He can see a car. (How - What - Who)
- 8- You can hear a ..... (flower - ball - bird)

☒ **Look at the pictures and write the missing parts:**



He can ..... ice cream.



I'm .....



He's .....



You can ..... a turtle

☒ **Read and mark (✓) the correct answer:**

My father is fifty years old. His name is Adel. He is an astronaut. His rocket is tall and red. His helmet is hard and green. His shoes are small and clean. My sister is twenty-five years old. Her name is Amina. She is a doctor. She has a white coat.

1- Amina is an astronaut.

☐

2- Adel has a tall rocket.

☐

3- Amina's coat is green.

☐

4- Adel is fifty years old.

☐

☒ **Copy the following sentence:**

*Can you make an "O" with your fingers?*

Date: ..... / ..... / .....

C.W

H.W

## Test 2

☒ Match one part from "A" with the suitable part from "B":

A	B
1) I can smell	- a bird singing.
2) I can taste	- a car running.
3) I can see	- a flower.
4) I can hear	- pizza.
	- touch a tree

☒ Rearrange the following words:

1- sick – She – not – is.

.....

2- he – Is – tired?

.....

3- not – She – excited – is.

.....

4- brother – My – happy – is.

.....

5- excited – My – is – sister.

.....

☒ Underline the correct words in brackets:

1- I'm happy. I'm not ..... (hot – cold - sad)

2- Are you hungry? No, ..... (I'm – he is – I'm not)

Date: ..... / ..... / .....

C.W

H.W

- 3- I want to drink. I'm ..... (cold – thirsty – hot)
- 4- I ..... hot. (am – is – are)
- 5- He can ..... a car. (see – taste – smell)
- 6- She can ..... a flower. (smell – hear – taste)
- 7- I can..... a bird. (taste – hear – smell)
- 8- Is Noha excited? Yes, ..... (she is – she isn't – she's not)
- 9- ..... you tired? (Am – Are – Is)
- 10- Ali ..... hungry. (am – is – are)

☒ **Copy the following sentence:**

*I love my home very much*

<hr/> <hr/>
-------------

# Unit (2)

## In Town

# Lesson (1) Jobs

## ☒ Words:

1) Doctor



2) Nurse



3) Teacher



4) Student



5) Pilot



6) Cook



## Grammar

### V. "to be"

Subject	affirmative	negative
I	'm = am	'm not
He	's = is	's not
She	's = is	's not
It	's = is	's not
You	're = are	're not
They	're = are	're not
We	're = are	're not



Date: ..... / ..... / .....

C.W

H.W

☒ **Ex:**

He's
She's

 a doctor

He
She

 isn't a nurse

☒ **Yes – No questions:**

Is 

he
she

 a doctor?

Yes, 

he
she

 is

No, 

he
she

 isn't 

He's
She's

 a nurse

☒ **Look and write the job:**



.....
-------



.....
-------



.....
-------



.....
-------

☒ **Choose:**

1- ..... he a doctor?

(Am – Is - Are)

2- She ..... a nurse.

(am not – aren't – isn't)

3- ..... your father a pilot?

(Is – Am – Are)

4- Is Ali a cook? No, he .....

(is – isn't – aren't)

5- My father ..... a teacher.

(am – is – are)

6- I ..... a student.

(is – am – are)

Date: ..... / ..... / .....

C.W

H.W

Copy the following

Doctor

Nurse

teacher

Handwriting practice lines for the word "Doctor".

Handwriting practice lines for the word "Nurse".

Handwriting practice lines for the word "teacher".

Student

Pilot

Cook

Handwriting practice lines for the word "Student".

Handwriting practice lines for the word "Pilot".

Handwriting practice lines for the word "Cook".

## Lesson (2) Jobs

### ☒ Words:

#### Singular

1) Police officer



2) Fire fighter



3) Bus driver



4) Soccer player




#### Plural

Police officers.



Fire fighters.



Bus drivers.



Soccer players.



### Grammar

**Remember**

**They're police officers. They aren't fire fighters.**

They're = they are

They aren't = they not (Negative)

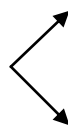
### Note

We use the pronoun **They** for plural

### ☒ Yes – No questions:

Yes, they are.

Are they police officers?



No, they aren't. They are firefighters

Date: ..... / ..... / .....

C.W

H.W

☒ **Choose:**

- 1- They ..... bus drivers. (are – is – am)
- 2- ..... is a police officer. (He – They – I)
- 3- Are ..... soccer players? (they – he – I)
- 4- My father ..... a pilot. (is – are – am)
- 5- My brothers ..... soccer players. (is – are – am)
- 6- I ..... a student. (am – is – are)
- 7- They are ..... (fire fighter – fire fighters – a fire fighter)
- 8- Are they soccer players? Yes, .....  
(they are – they aren't – we are)
- 9- Are you a pilot? No, ..... (I'm not – I am – he isn't)
- 10- Are they bus drivers? No, .....  
(they aren't – they're – they are)

Date: ..... / ..... / .....

C.W

H.W

*Copy the following*

bus driver

Soccer player

jobs

Police officer

Firefighter

Date: ..... / ..... / .....

C.W

H.W

## Lesson (3) Story

We learn from the story that we should

Be careful

With others

*Look at page 16 for help.*

### ☒ Dialogue:

St1: Excuse me. .... ?

St2: Sure. Here you are.

St1: .....

St2: You're welcome



Date: ..... / ..... / .....

C.W

H.W

## Lesson (4) Places

### ☒ Words:

1) Hospital



2) School



3) Home



4) Restaurant



### Grammar



### ☒ Wh – questions:

Where's .....

Where's the doctor?

He's

She's

at the hospital.

**Note**

#### Short form

#### Long form

Where's

=

Where is

He's

=

He is

She's

=

She is

Where's .....

We use it to ask about the place Or position of something Or someone

**At + place**

Date: ..... / ..... / .....

C.W

H.W

- We use the preposition (at) before places.

Ex: at home – at school

at the hospital – at the restaurant

☒ Look at the pictures and write the place:



.....



.....



.....



.....

☒ Answer the questions:

1- Where's the teacher?

.....

2- Where's the cook?

.....

3- Where's the doctor?

.....

4- Where's the bus driver?

.....

5- Where are the students?

.....

6- Where are the nurses?

.....

7- Where are you?

.....

## ☒ Form questions:

1- ..... ?

She is at the hospital.

2- ..... ?

The students are at school.

3- ..... ?

I am at home.

4- ..... ?

We are at the restaurant.

5- ..... ?

They are at the park.

## ☒ Choose:

1- I'm ..... home. (in – at – on)

2- He ..... at the hospital. ('s – 're – 'm)

3- Where ..... you? (are – is – am)

4- ..... she a nurse? (Are – Am – Is)

5- My father ..... a teacher. (am – is – are)

6- They ..... fire fighters. (is – am – are)

7- Are they soccer players? Yes, .....

(they are - they are not - they aren't)

8- They are ..... (a nurse – a doctor – doctors)

Date: ..... / ..... / .....

C.W

H.W

Copy the following

home

restaurant

Places

hospital

School

# Test 1

☒ **Match one part from "A" with the suitable part from "B":**

A	B
1) Excuse me May I borrow your phone?	- Be careful.
2) Here you are.	- I'm sorry.
3) Thanks.	- Sure. Here you are.
4) Look at me. I like trees.	- You're welcome.
	- Thanks.

☒ **Complete the words:**



t - - - - -



s - - - - -



m - - - - -



- ave




f - - - - -  
- - - - -

☒ **Underline the correct words in brackets:**

- 1- She ..... a nurse. (am not – aren't – isn't)
- 2- I ..... trees. (like – point – look)
- 3- He is ..... (a doctor – nurses – doctors)
- 4- ..... at me. (Excuse – Look – Borrow)
- 5- We are at ..... (schools – the school – school)
- 6- He makes pizza. He is a ..... (teacher – cook – firefighter)
- 7- My brother and I ..... doctors. (am – is – are)
- 8- ..... is the teacher? He's at school. (Where – What – How)

☒ **Look at the pictures and write the missing parts:**



My mother is a .....



He is a .....



She's at .....



We're at .....

☒ **Read and mark (✓) the correct answer:**

Adel has got a clothes shop. There are hats and shoes. There are jeans too. The jeans are only twenty-one pounds. Mohamed has got a supermarket. There is ice-cream and popcorn. There's cheese too. The cheese is only four pounds.

1- You can buy jeans at Mohamed's shop.

☐

2- There are hats at Adel's shop.

☐

3- You can buy jeans for four pounds.

☐

4- There's pop corn in the supermarket.

☐

☒ **Copy the following sentence:**

*My sister has got fair hair.*

# Test 2

☒ **Match one part from "A" with the suitable part from "B":**

A	B
1) Where's the doctor?	- She is at home.
2) Where's the cook?	- She is at school.
3) Where's the teacher?	- He is at the hospital.
4) Where's mother?	- He is at the restaurant.
	- It's in the tree.

☒ **Complete the words:**



H - - -



S - - - -



H - - - - -



R - - - - -

☒ **Underline the correct words in brackets:**

1- The ..... is at the hospital. (doctor – cook – fire fighter)

2- My mother is at ..... (home – a home – the home)

3- You can see students ..... school. (on – in – at)

4- He makes pizza. He is a ..... (teacher – cook – fire fighter)

5- ..... is the doctor? He's at the hospital. (Where – What – How)

Date: ..... / ..... / .....

C.W

H.W

☒ **Composition:**



● **Use these words:**

School – many desks – teacher – white board – class room – clean –  
there is – girls – boys – there are.

.....

.....

.....

.....

.....

☒ **Copy the following sentence:**

*Where's the soccer player?*

\_\_\_\_\_

\_\_\_\_\_

# Unit (3)

## Things to Eat

Date: ..... / ..... / .....

C.W

H.W

# Lesson (1) Food

## ☒ Words:

1) Soup



2) Salad



3) Spaghetti



4) French fries




5) Steak



6) Eggs



## ☒ Look and write:



## Grammar

### ☒ Statement with want:

I  $\begin{cases} \text{want ..... (affirmative)} \\ \text{don't want ..... (negative)} \end{cases}$



**Ex:** I want soup. I don't want salad.

He  $\begin{cases} \text{wants soup. (affirmative)} \\ \text{doesn't want soup. (negative)} \end{cases}$   
She

(Short form)		(Long form)
don't	=	do not
doesn't	=	does not

\* When we like something we say (I want).

\* When we don't like something we say (I don't want).

### ☒ Key words:

## Present Simple

Every – always – usually – sometimes – often – never

With → (He, she, it) we add (S) for the verb.

**Ex:** I want salad.  
She wants salad. } (Affirmative)

I don't want salad.  
She doesn't want salad. } (negative)

## Note:

don't  
doesn't } + infinitive verb

Date: ..... / ..... / .....

C.W

H.W

☒ **Wh – questions:**

What do you want? I **want** soup.

What does 

he
she

 want? 

He
She

**wants** soup.

☒ **Choose:**

- 1- ..... do you want? (How – What – Who)
- 2- I ..... spaghetti. (want – wants – doesn't want)
- 3- What ..... he want? (do – does – don't)
- 4- My father ..... steak. (want – don't want – wants )
- 5- I ..... eggs. (doesn't want – don't want – wants)
- 6- What ..... you want? (do – does – doesn't)
- 7- She doesn't ..... salad. (want – wants – not want)
- 8- He ..... soup. (want – wants – don't want)
- 9- My brothers ..... steak. (doesn't want – want – wants)
- 10- I don't ..... salad. (want – wants – not want)
- 11- Laila ..... chicken. (want – wants – don't want)
- 12- My sisters ..... juice. (want – doesn't want – wants)

☒ **Rearrange the following words:**

1- want – **What** – he – does?

.....

2- want – **He** – soup – doesn't.

.....

3- you – **What** – want – do?

.....

4- want – spaghetti – don't – **I**.

.....

5- want – **She** – fries – doesn't – french.

.....

Date: ..... / ..... / .....

C.W

H.W

Copy the following

Food

Soup

Salad

Spaghetti

French

Steak

Eggs

Date: ..... / ..... / .....

C.W

H.W

## Lesson (2) Fruit

### ☒ Words:

1) Apple



2) Banana



3) Orange



4) Peach



### ☒ Look and write:



### Grammar

I   
 → have apples. (affirmative)   
 → don't have apples. (negative)

He   
 She   
 → has apples. (affirmative)   
 → doesn't have apples. (negative)

## Regular words

\* In regular words in plural we add (s) for the word.

**Ex:**

Singular	Plural
* apple	* apples
* orange	* oranges
* Banana	* bananas
* cat	* cats

## ☒ Irregular words:

\* Words ending

With (ch) we add (es)

With (o) we add (es)

S glass → glasses

X fox → foxes

Sh dish → dishes

Watch → watches

Tomato → tomatoes

\* Words ending with (y) we remove (y) and add (ies).

**Ex:** Lolly → Lollies

party → parties

family → families

\* Words ending with (f) we remove (f) and add (ves).

**Ex:** shelf → shelves

Self → selves

Date: ..... / ..... / .....

C.W

H.W

## Remember:

### Irregular words like:

child —————> children

woman —————> women

man —————> men

mouse —————> mice

### Rule

**We use (Do) with the pronoun (you)**

### ☒ Yes – No questions:

Do you have apples? <=>

Yes, I do (affirmative)  
No, I don't (negative)

### Rule

**We use (Does) with the pronouns (she – he – it)**

Does 

he
she

 have apples? <=>

Yes, 

he
she

 does  
No, 

he
she

 doesn't

Date: ..... / ..... / .....

C.W

H.W

☒ **Underline the correct words in brackets:**

- 1- ..... he have oranges? (Do – Does – Don't)
- 2- Do you ..... apples? (has – have – doesn't have)
- 3- Does she ..... bananas? (has – have – hasn't)
- 4- ..... you have bananas? (Do – Does – Doesn't)
- 5- No, she .....
- 6- Yes, I ..... (does – doesn't – don't)
- 7- No, I ..... (do – don't – does)
- 8- Yes, she ..... (do – does – doesn't)
- 9- Does Ali ..... oranges? (have – has – hasn't)
- 10- ..... she have bananas? (Do – Don't – Does)

☒ **Match one part from "A" with the suitable part from "B":**

A	B
1) Does Ahmed have apples?	- Yes, she does.
2) Do you have oranges?	- Yes, they do.
3) Does Mona have peaches?	- Yes, I do.
4) Do you brothers have bananas?	- I want oranges.
	- Yes, he does.

Date: ..... / ..... / .....

C.W

H.W

Copy the following

orange

peach

Fruit

apple

banana

Date: ..... / ..... / .....

C.W

H.W

## Lesson (3) Story

Yes, please

We learn from the story that we should  
with others.

Be  
Polite

Look at page 26 for help.

☒ Dialogue:

St1: Do you want an apple ?

St2: Yes, .....

St1: No, .....



Date: ..... / ..... / .....

C.W

H.W

## Lesson (4) Dairy Products

### ☒ Words:

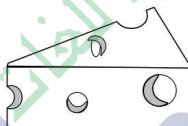
1) Milk




2) Yogurt



3) Cheese

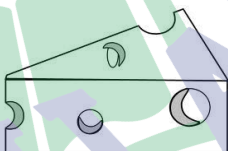


4) Butter



☒

### Look and write:



### Grammar



Do you like milk?

Yes, I do.  
No, I don't.

(affirmative)

(negative)

(Short form)

don't = do not

(Long form)

Date: ..... / ..... / .....

C.W

H.W

☒ **Match one part from "A" with the suitable part from "B":**

A	B
1) Do you like milk?	- Yes, she does.
2) Does Ahmed like cheese?	- No, he doesn't.
3) Do they like butter?	- Yes, I'm.
4) Does Noha like yogurt?	- Yes, I do.
	- No, they don't.

☒ **Rearrange the following words:**

1- you – **Do** – apple – an – want?

.....

2- you – **No**, – thank.

.....

3- an – **I** – apple – have.

.....

4- want – **Does** – an – orange – she?

.....

5- you – milk – **Do** – like?

.....

Date: ..... / ..... / .....

C.W

H.W

Copy the following

Dairy products

Milk

_____	_____
_____	_____
_____	_____
_____	_____
_____	_____
_____	_____
_____	_____
_____	_____
_____	_____
_____	_____

Butter

Cheese

Yogurt

_____	_____	_____
_____	_____	_____
_____	_____	_____
_____	_____	_____
_____	_____	_____
_____	_____	_____
_____	_____	_____
_____	_____	_____
_____	_____	_____
_____	_____	_____

Date: ..... / ..... / .....

C.W

H.W

# Test 1

☒ **Match one part from "A" with the suitable part from "B":**

A	B
1) Do you like butter?	- Yes, she does.
2) Does Rana like milk?	- No, he doesn't
3) Do they like butter?	- Yes, I'm.
4) Does Ahmed like yogurt?	- Yes, I do.
	- No, they don't.

☒ **Complete the words:**



a - - - -

e - - -

b - - - -

o - - - -

f - - - -

f - - - -

☒ **Underline the correct words in brackets:**

1- A: Do you want apples?

B: Yes, ..... (please – thank you – excuse me)

2- Yes, she .....

(do – does – doesn't)

3- A: Do you want orange juice?

B: No, ..... (excuse me – please – thank you)

4- She doesn't ..... salad.

(want – wants – not want)

5- ..... do you want?

(How – What – Where)

6- My sisters ..... juice.

(want – wants – doesn't want)

7- She wants ..... banana.

(a – an – some)

8- ..... you have bananas?

(Do – Does – Doesn't)

Date: ..... / ..... / .....

C.W

H.W

☒ **Look at the pictures and write the missing parts:**



Does he want .....

..... she want .....?

No, he ..... ☹️

Yes, ..... 😊



Do you like .....?

I want .....

No, I .....

☒ **Read and mark (✓) the correct answer:**

There are two bedrooms in our house. The small bedroom is next to the living room. The big bedroom is above the kitchen. The small bathroom is below the big bedroom. There's a TV in the living room.

1- There are two bedrooms in our house.

☐

2- The big bedroom is next to the small bedroom.

☐

3- The TV is in the living room.

☐

4- The living room is below the big bedroom.

☐

☒ **Copy the following sentence:**

*I like healthy food*

Date: ..... / ..... / .....

C.W

H.W

## Test 2

☒ **Match one part from "A" with the suitable part from "B":**

A	B
1) Does Ahmed have apples?	- Yes, she does.
2) Do you have oranges?	- Yes, they do.
3) Does Mona have peaches?	- Yes, I do.
4) Do your brothers have bananas?	- I want oranges.
	- Yes, he does.

☒ **Complete the words:**



B - - - -



O - - - -



Y - - - -



M - - -

☒ **Rearrange the following words:**

1- you – No – thank.

.....

2- an – I – apple – have.

.....

3- have – Do – bananas – you?

.....

4- she – Does – oranges – have?

.....

5- apples – I – have – don't.

.....

Date: ..... / ..... / .....

C.W

H.W

✗ **Underline the correct words in brackets:**

- 1- ..... do you want? (How – What – Where)
- 2- What ..... he want? (do – does – don't)
- 3- I ..... spaghetti. (want – wants – doesn't want)
- 4- Dalia ..... chicken. (want – wants – don't want)
- 5- No, she ..... (does – doesn't – do)
- 6- Do you ..... apples? (has – have – hasn't)
- 7- ..... she have bananas? (Do – Does – Don't)
- 8- I want ..... apple. (an – a – in)
- 9- Do you like milk? Yes, I ..... (do – does – doesn't)
- 10- Does she like cheese? No, she ..... (do – doesn't – does)

✗ **Read and mark (✓) the correct answer:**

Ahmed and Ali are twin brothers. They are ten years old now.

They are in the park with their mother and father. Ahmed is playing football. Ali is flying his kite. Mother is sitting under a tree. Father is reading a book.

- 1- Ahmed and Ali are in the circus. ☐
- 2- Father is playing football. ☐
- 3- Ali is flying his kite. ☐
- 4- Mother is reading a book. ☐

✗ **Copy the following sentence:**

I eat my breakfast early.

Date: ..... / ..... / .....

C.W

H.W

# Unit (4)

## Things to Wear

Date: ..... / ..... / .....

C.W

H.W

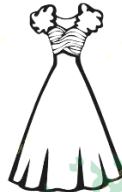
# Lesson (1) Clothes

## ☒ Words:

1) Shirt



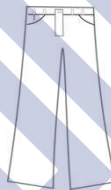
2) Dress



3) Skirt



4) Pants



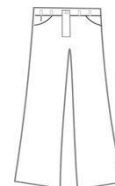
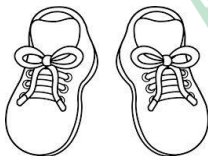
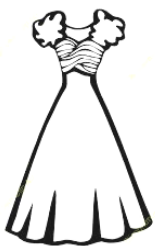
5) Socks



6) Shoes



## ☒ Look and write:



.....

.....

.....

.....

.....

.....

Date: ..... / ..... / .....

C.W

H.W



## Grammar

He's |  
She's | wearing a shirt

(Short form)		(Long form)
He's	=	He is
She's	=	she is

## Wh - questions

What's | he's |  
          | she' | wearing?

**Ex:** He's wearing a white shirt and gray pants.

### The present continuous tense of the verb (wear)

**we use it to talk about things that are happening now.**

**Key words:** now , at the present , at the moment, look , listen.

I                      → am + v.ing

he , she , it        → is + v. ing

we , they , you → are + v. ing

**Affirmative**

Short form	Long form	negative
1- I'm wearing	I am wearing	I'm not wearing
2- He's wearing	He is wearing	He isn't wearing
3- She's wearing	She is wearing	She isn't wearing
4- You're wearing	You are wearing	You aren't wearing
5- They're wearing	They are wearing	They aren't wearing

☒ **Match one part from "A" with the suitable part from "B":**

A	B
1) What's Ahmed wearing?	- My brother is wearing a blue shirt.
2) What's Mona wearing?	- My sister is wearing a green dress.
3) What's your sister wearing?	- I'm wearing gray pants.
4) What's your brother wearing?	- He's wearing purple pants.
	- She's wearing yellow shoes.

☒ **Underline the correct word:**

- 1- ..... your friend wearing ? (What's – Who's – How's)
- 2- He's ..... a white shirt now. (wear – wearing – wears)
- 3- What's she .....? (is wearing – wears – wearing)
- 4- Look, he .....gray pants. (wear – wearing – is wearing)
- 5- My brother .....wearing black socks. (is – are – am)
- 6- She's wearing ..... pink dress. (an – a – ..... )
- 7- She's ..... a yellow skirt. (wear – wearing – wears)
- 8- Ahmed is wearing ..... gray pants. (a – ..... – an)

Date: ..... / ..... / .....

C.W

H.W

Copy the following

Clothes

Shirt

Dress

Handwriting practice lines for the word 'Clothes'.

Handwriting practice lines for the word 'Shirt'.

Handwriting practice lines for the word 'Dress'.

Skirt

Pants

Socks

Choes

Handwriting practice lines for the word 'Skirt'.

Handwriting practice lines for the word 'Pants'.

Handwriting practice lines for the word 'Socks'.

Handwriting practice lines for the word 'Choes'.

Date: ..... / ..... / .....

C.W

H.W

## Lesson (2) Clothes

### ☒ Words:

1) Cap

2) T.shirt

3) Shorts

4) Sneakers



### ☒ Look and write:



### Grammar

- nouns are always plural

**Ex:** shorts – sneakers – socks – shoes - pants

don't add (a / an)

**Ex:** He's wearing **green shorts** – They're wearing **green shorts**.

I'm  
We're

wearing

a cap  
caps

(Singular)  
(Plural)

I'm = I am  
We're = we are

☒ **Wh - questions:**

\* What are you wearing?

I'm	wearing	a red cap	and green shorts.
We're		red caps	

☒ **Choose:**

- 1- What .....you wearing? (am – is – are)
- 2- I ..... wearing a yellow shirt. (am – is – are)
- 3- He ..... a green cap. (wearing – wear – is wearing)
- 4- What .....she wearing? (am – is – are)
- 5- I ..... green shorts. (am wearing – is wearing – are wearing)
- 6- I'm ..... a black T-shirt. (wears – wear – wearing)
- 7- She ..... wearing a blue cap. (am – is – are)
- 8- What's your brother ..... ? (wear – wears – wearing)
- 9- I have a cap ..... my head. (in – on – at)
- 10- I'm wearing green ..... (T-shirt – cap – sneakers)

☒ **Rearrange the following words:**

- 1- orange – I – wearing – shorts – 'm.  
.....
- 2- wearing – red – we – are – caps.  
.....
- 3- are – What – wearing – you?  
.....
- 4- wearing – I'm – head – cap – on – a green – my.  
.....
- 5- black – We – sneakers – wearing – are.  
.....

Date: ..... / ..... / .....

C.W

H.W

*Copy the following*

Cap

T- shirt

Shorts

Sneakers

## Lesson (3) Story

Where's Mom?

We learn from the story that we are safe with our parents (mom – dad) and that we shouldn't be away from them.

Be Safe

Look at page 34 for help.

### ☒ Dialogue:

**Police officer:** What's wrong?

**girl:** .....

**Police officer:** What's she wearing?

**girl:** .....

**Police officer:** What's her phone number?

**girl:** .....

Date: ..... / ..... / .....

C.W

H.W

## Lesson (4) Clothes

### ☒ Words:

1) Hat



2) Coat



3) Sweater



4) Boots



### ☒ Look and write:



### Grammar

### ☒ Yes – No questions:

Is 

he
she

 wearing a hat?

isn't = is not

Yes, 

he
she

 is (affirmative)

No, 

he
she

 isn't (negative)

Date: ..... / ..... / .....

C.W

H.W

☒ **Choose:**

- 1- .....he wearing a hat? (Am – Is – Are)
- 2- He's .....a sweater. (wear – wearing – wears)
- 3- Is Ahmed ..... a coat? (wear – wearing – wears)
- 4- My sister .....boots. (wear – wearing – is wearing)
- 5- Yes, he ..... (is – isn't – is not)
- 6- My brother ..... wearing a coat. (isn't – aren't – am not)
- 7- Is he wearing boots? Yes, he ..... (does – is – isn't)
- 8- Is she wearing a dress? No, she ..... (doesn't – isn't – is)
- 9- He's wearing ..... boots. (an – a – .....)
- 10- She's wearing ..... coat. (an – a – ..... '.....)

☒ **Match one part from "A" with the suitable part from "B":**

A	B
1) Are you wearing a T-shirt?	- Yes, I do.
2) Is he wearing a hat?	- No, I'm not.
3) Is she wearing a coat?	- Yes, They're.
4) Are they wearing boots?	- No, she isn't.
	- Yes, he is.

☒ **Copy the following sentence:**

*Is he wearing a sweater?*

<hr/> <hr/>
-------------

Date: ..... / ..... / .....

C.W

H.W

Copy the following

Hat

Coat

Sweater

Boots

# Test 1

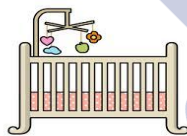
☒ **Match one part from "A" with the suitable part from "B":**

A	B
1) What's Ahmed wearing?	- My brother is wearing a blue shirt.
2) What's Mona wearing?	- My sister is wearing a green dress.
3) What's your sister wearing?	- I'm wearing gray pants.
4) What's your brother wearing?	- He's wearing purple pants.
	- She's wearing yellow shoes.

☒ **Complete the words:**



-- ag



-- ib



b - - -



h - -



s - - - -

☒ **Underline the correct words in brackets:**

- 1- ..... your friend wearing? (What's – How's – Who's)
- 2- I'm wearing green ..... (T-shirt – How's – sneakers)
- 3- I ..... green shorts. (am wearing – is wearing – are wearing)
- 4- My sister ..... wearing a coat. (isn't – aren't – am not)
- 5- My brother ..... wearing black socks. (is – am – are)
- 6- Mona is wearing ..... gray pants. (a – an – .....)
- 7- She's ..... a yellow skirt. (wearing – wear – wears)
- 8- I have a cap ..... my head. (in – on – at)

☒ **Look at the pictures and write the missing parts:**



We're wearing .....

Shirts and dresses are .....



She's wearing .....  
and .....

Is she wearing a .....?  
Yes, she .....

☒ **Read and mark (✓) the correct answer:**

This alien has got a big head. It hasn't got any hair but it's got three ears, three eyes and an enormous nose. It has got one mouth with two big teeth in it. It has got four arms and four legs and a long tail.

1- The alien has got one nose.

☐

2- It's got long hair.

☐

3- Its teeth are big.

☐

4- The alien has got two ears.

☐

☒ **Copy the following sentence:**

*The coat is twenty pounds.*

## Test 2

☒ **Match one part from "A" with the suitable part from "B":**

A	B
1) Are you wearing a T-shirt?	- Yes, I do.
2) Is he wearing a hat?	- No, I'm not.
3) Is she wearing a coat?	- Yes, they are.
4) Are they wearing boots?	- No, she isn't.
	- Yes, he is.

☒ **Complete the words:**



h - -



c - - -



b - - - -



p - - - -

☒ **Rearrange the following words:**

1- number – What's – phone – your?

.....

2- pink – I'm – T-shirt – wearing – a.

.....

3- wearing – she – is – What?

.....

4- black – We – sneakers – wearing – are.

.....

5- are – What – wearing – you?

.....

Date: ..... / ..... / .....

C.W

H.W

✕ Composition:



• Guiding words:

Boots – wearing – am – black – hat – red – coat – pants – brown – gloves – scarf – cold – He.

.....

.....

.....

.....

.....

✕ Copy the following sentence:

*I'm wearing a pink scarf*

\_\_\_\_\_

\_\_\_\_\_

Date: ..... / ..... / .....

C.W

H.W

## Test 3


☒ Match one part from "A" with the suitable part from "B":

A	B
1) What can he see?	- She is at school.
2) Where is the teacher?	- Yes, I do.
3) Do you like milk?	- Yes, they are.
4) Are they watching TV?	- He can see a car.
	- No, they don't.

☒ Write the words:



Th - - - -



P - - - t




St - - -



P - - - -



S - - - - -



W - - - -

☒ Rearrange:

1- smell – he – can – What?

.....

2- hot – She – is.

.....

3- doctor – is – Where – the?

.....

4- don't – I – spaghetti – want.

.....

5- is – he – What – wearing?

.....

Date: ..... / ..... / .....

C.W

H.W

☒ **Dialogue:**

Ok – wrong – think – hurts – ouch – thanks

S1: ..... !

S2: What's ..... ?

S1: My finger .....

S2: Are you ..... ?

S1: I ..... so ..... !

☒ **Choose:**

1- She doesn't (has – have) apples.

2- (Do – Does – Am) you like steak?

3- Do you want an apple? Yes, (thank you – please – we don't)

4- What is (she – we – they) wearing?

5- She is (wear – wears – wearing) a dress.

6- I am happy. I am not (thirsty – hungry – sad).

7- He can smell (car – pizza – kite).

8- (Am – Is – Are) you excited?

9- She (am not – isn't – doesn't) a nurse.

10- Are they soccer players? Yes, (they do – they are – they aren't).

☒ **Copy the following sentence:**

*Keep yourself clean.*

<hr/> <hr/>
-------------

Date: ..... / ..... / .....

C.W

H.W

## Test 4

☒ Match one part from "A" with the suitable part from "B":

A	B
1) Is Ahmed happy?	- He is at the hospital.
2) Where is the doctor?	- I am hungry.
3) Does Rana like butter?	- No, he isn't.
4) Are they playing the guitar?	- Yes, they are.
5) I want pizza	- Yes, she does.

☒ Choose:

1- He is (watching – playing – doing) homework.

2- Where (am – is – are) the doctors.

3- We are (eat – eating – eats).

4- I am wearing green (T-shirt – cap – sneakers).

5- What can he (taste – smell – hear)? A flower.

6- (Am – Is – Are) you father a pilot?

☒ Write the words:













Date: ..... / ..... / .....

C.W

H.W

☒ **Dialogue:**

borrow – Sure – Thanks

**Julie:** Excuse me May I ..... your phone?

**Danny:** ..... Here you are.

**Julie:** .....

☒ **Rearrange:**

1- do – **What** – you – want?

.....

2- your – borrow – I – **May** – pencil?

.....

3- see – **I** – can – a – car.

.....

4- bus drivers – **They** – are.

.....

5- leg – **My** – hurts.

.....

6- wearing – is – **She** – coat – a.

.....

7- teacher – **Where** – the – is.

.....

8- **Are** – sad – you?

.....

9- milk – **Do** – like – you?

.....

10- **What** – he – see – can?

.....

**☒ Answer the following:**

Maha goes to primary school. She likes English but she doesn't like math. There is no school on Fridays. After school Maha goes swimming with her friends. In the evening she reads a story with her father. She has dinner with her family and goes to bed at nine o'clock.

**Put (✓) or (×):**

- 1- Maha likes English. (            )
- 2- After school Maha plays football. (            )
- 3- There is no school on Fridays. (            )

**Answer the following:**

- 1- What time does Maha go to bed?  
.....
- 2- What is Maha's favorite subject?  
.....
- 3- She goes swimming with .....

Date: ..... / ..... / .....

C.W

H.W

## Final Revision

1) Supply the missing parts in the following dialouge with words from the list:

a- (wrong – leg – Ok – Thanks)

**Emma:** Ouch!

**Mike:** What's .....

**Emma:** My ..... hurts.

**Mike:** Are you .....

**Emma:** I think so .....

b- (borrow – Sure – Thanks)

**Julie:** Excuse me. May I ..... your phone?

**Danny:** ..... Here you are.

**Julie:** .....

c- (want – please – No)

**Mum:** Do you ..... an apple?

**Emma:** Yes, .....

**Mike:** ..... ,thanks.

d- (What's – find – number)

**Emma:** Mom! Mom?

**Server:** ..... wrong?

**Emma:** I can't ..... my mother.

**Police officer:** What's her phone .....

Date: ..... / ..... / .....

C.W

H.W

## 2) Rearrange:

★ bus drivers – They – are.

.....

★ see – I – can – a – car.

.....

★ steak – want – I – a.

.....

★ tired – is – She.

.....

★ feel – cold – I.

.....

★ leg – My – hurts.

.....

★ do – What – want – you?

.....

★ milk – Do – like – you?

.....

★ your – borrow – I – May – pencil?

.....

★ What – he – see – can?

.....

★ wearing – is – She – coat – a.

.....

Date: ..... / ..... / .....

C.W

H.W

★ doctor – The – at – is – the – hospital.

.....

★ wearing – I – cap – a – am – blue.

.....

★ cook – restaurant – at – is – The – the.

.....

★ They – bored – are.

.....

★ you – No – thank.

.....

★ Here – are – Sure – you.

.....

★ sick – We – are.

.....

★ teacher – Where – the – is?

.....

★ happy – you – Are?

.....

★ I – hungry – am.

.....

★ Are – sad – you?

.....

Date: ..... / ..... / .....

C.W

H.W

3) Match one part from "A" with a suitable part from "B" :

A	B
1- Is he a student?	a) I want a sweater.
2- I feel cold.	b) Yes, they are.
3- Are they bus drivers?	c) He works at the hospital.
4- He is a doctor.	d) Yes, he is.

A	B
1- What is she wearing?	a) I want a pizza.
2- I 'm hungry.	b) She works at school.
3- She is a teacher.	c) She's wearing a dress.
4- Are you a student?	d) Yes, I am.

A	B
1- I can smell..	a) a bird.
2- He can see..	b) Yes, they are.
3- Are they police officers?	c) a flower.
4- My I borrow your pen?	d) Sure. Here you are.

Date: ..... / ..... / .....

C.W

H.W

A	B
1- Do you like milk?	a) He is a cook.
2- I'm tired..	b) I'm wearing a shirt.
3- What are you wearing?	c) No, I don't.
4- He makes pizza.	d) school.

A	B
1- Does Ahmed have apples?	a) home.
2- My mother is at.	b) Yes, they do.
3- You can see students at..	c) Yes, he does.
4- Do your brothers have bananas?	d) Yes, she does.

A	B
1- Are you wearing a shirt?	a) Yes, he does.
2- Does Rana like milk?	b) No, they don't.
3- Do they like butter?	c) Yes, I am.
4- Does Omar like yogurt?	d) Yes, she does.

Date: ..... / ..... / .....

C.W

H.W

4) Look at the picture and write the correct word :

1- I want some .....



2- This is a .....



3- I am a .....



4- I am wearing a black .....



5- He is .....



6- My father is a .....



7- She is a .....



Date: ..... / ..... / .....

C.W

H.W

8- I am .....



9- Flowers ..... good.



10- I can ..... an apple.



11- I am studying at .....



12- He wants .....



13- I don't like .....



14- She doesn't like .....



15- Do you like .....?



**5) Read and answer the questions :**

Ahmed and Mohab are friends. Ahmed is a doctor. Mohab is a teacher.  
 Ahmed works in a hospital. Mohab works in a school. Mohab visits  
 Ahmed every weekend.

**Put (√) or (×):**

- 1- Ahmed is a teacher. (       )
- 2- Mohab is a teacher. (       )
- 3- Ahmed works in a hospital. (       )

**Answer the following:**

- 1- Who works at the hospital?

.....

- 2- Where does Mohab work?

.....

- 3- Are Ahmed and Mohab friends?

.....

My name is Sama. Now, I'm at school. I'm wearing a pink shirt  
 and blue skirt. I'm playing with my friend Tala. I have a banana and  
 Tala has an orange. We are enjoying break time.

**Put (√) or (×):**

- 1- Sama and Tala are at school. (       )
- 2- Sama is wearing a red dress. (       )
- 3- Tala has an orange. (       )

**Answer the following:**

- 1- Does Tala like orange?

.....

- 2- Are Sama and Tala at the park?

.....

- 3- What is Sama wearing?

.....

Date: ..... / ..... / .....

C.W

H.W

Maha goes to a primary school. She likes English, but she doesn't like Math. There is no school on Fridays. After school Maha goes swimming with her friends. In the evening she reads a story with her father. She has dinner with her family and goes to bed at nine o'clock.

**Put (✓) or (×):**

- 1- Maha likes English. (            )
- 2- After school Maha plays football. (            )
- 3- There is no school on Fridays. (            )

**Answer the following:**

- 1- What time does Maha go to bed?  
Maha goes .....
- 2- What does Maha like?  
Maha likes .....
- 3- Who does Maha go swimming with?  
Maha goes swimming with her .....

Every morning Samy wakes up at seven o'clock. He drinks milk and eats eggs. He takes his bag and walks to school. He has so many friends. Samy loves his school.

**Put (✓) or (×):**

- 1- Samy drinks juice. (            )
- 2- Samy goes to school by bus. (            )
- 3- Samy doesn't like school. (            )

**Answer the following:**

- 1- When does Samy wake up?  
Samy wakes up at .....  
.....
- 2- What does he drink?  
He drinks .....  
.....
- 3- How does Samy go to school?  
He ..... to school.

Date: .....

# Dictation

Score

.....

.....

Date: .....

# Dictation

Score

.....

.....

Date: .....

# Dictation

Handwriting practice lines for the first dictation section.

Score

.....

.....

Date: .....

# Dictation

Handwriting practice lines for the second dictation section.

Score

.....

.....

Date: .....

# Dictation

Score

.....

.....

Date: .....

# Dictation

Score

.....

.....

Date: .....

# Dictation

Score

.....

.....

Date: .....

# Dictation

Score

.....

.....

Date: .....

# Dictation

Handwriting practice lines for the first dictation section.

Score

.....

.....

Date: .....

# Dictation

Handwriting practice lines for the second dictation section.

Score

.....

.....

Date: .....

# Dictation

Score

.....

.....

Date: .....

# Dictation

Score

.....

.....

Date: .....

# Dictation

Score

.....

.....

Date: .....

# Dictation

Score

.....

.....

Date: .....

# Dictation

Handwriting practice lines for the first dictation section.

Score

.....

.....

Date: .....

# Dictation

Handwriting practice lines for the second dictation section.

Score

.....

.....

Date: .....

# Dictation

.....

.....

.....

.....

.....

.....

.....

.....

.....

.....

Score

.....

.....

Date: .....

# Dictation

.....

.....

.....

.....

.....

.....

.....

.....

.....

.....

Score

.....

.....

***Date:*** .....

# Dictation

<h1>Score</h1>	.....
	.....

***Date:*** .....

# Dictation

<h1>Score</h1>	.....
	.....

Date: .....

# Dictation

.....

.....

.....

.....

.....

.....

.....

.....

.....

.....

Score

.....

.....

Date: .....

# Dictation

.....

.....

.....

.....

.....

.....

.....

.....

.....

.....

Score

.....

.....